

THE TORONTO STAR

La Presse

LE SOLEIL

EKOS

Harpermania? Well, what else to call it?
*Conservatives Knocking on Door of Majority on Strength of
Harper's Improving Image*

Methodology

- The objectives of the Toronto Star/La Presse/EKOS Federal Election 2005-06 nightly polling are two-fold:
 - i. first, to create a large, reliable weekly sample, modeling voter intention and the driving factors, including the day-to-day trends (reported on Saturdays); and
 - ii. second, to provide the most immediate and focused summary of national voting intentions (reported on a daily basis).

- This document presents the daily findings from telephone surveys with a national random sample of Canadians, 18 years of age and older conducted between January 7 and 9, 2006.
 - Daily sample sizes and associated margins of error are presented on the next page.
 - Please note that the margin of error increases when the results are sub-divided.
 - Refusal rate and measurement errors will also increase the overall survey error.

Sample size and margin of error

	Jan. 7-9	
	Sample size	Margin of error
National	1415	± 2.6
<i>Decided voters</i>	<i>1240</i>	<i>± 2.8</i>
Ontario	585	± 4.1
<i>Decided voters</i>	<i>518</i>	<i>± 4.3</i>
Quebec	386	± 5.0
<i>Decided voters</i>	<i>330</i>	<i>± 5.4</i>

Detailed tables

Federal vote intention Jan. 7-9/06

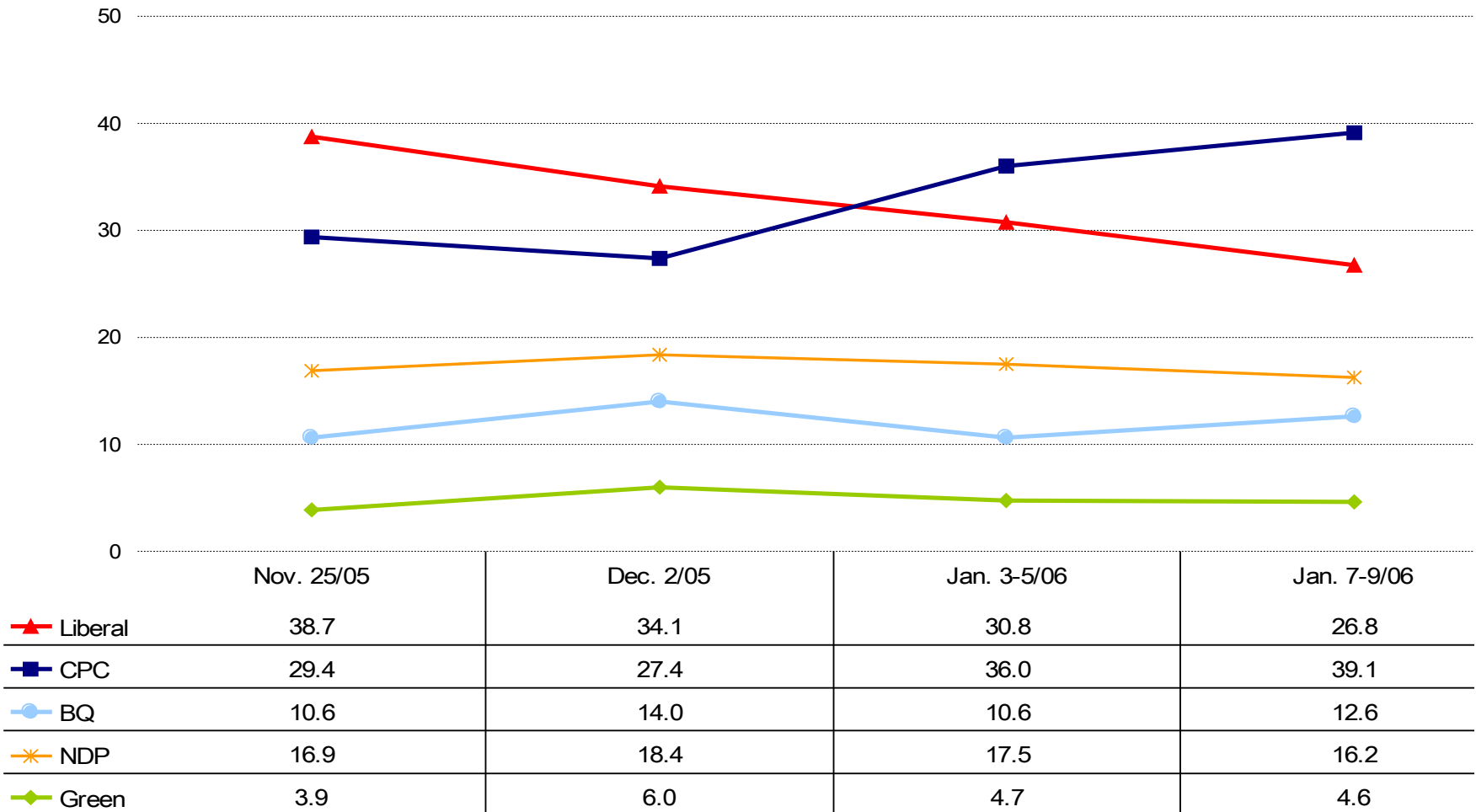
	Federal vote intention* (%)		
	National n=1240**	Ontario n=518**	Quebec n=330**
Conservative Party of Canada	39.1	43.8	19.1
Liberal Party of Canada	26.8	33.5	17.4
NDP	16.2	16.2	7.9
Bloc Québécois	12.6	--	52.4
Green Party	4.6	5.4	2.3
Other	0.8	1.1	0.8
<i>Undecided/declined</i>	<i>8.1</i>	<i>8.0</i>	<i>9.3</i>
<i>Would not vote</i>	<i>3.4</i>	<i>3.2</i>	<i>4.0</i>

* Question: "If a federal election were held tomorrow, which party would you vote for?"

** Base: Decided voters only (includes "leaners")

Trend in federal vote intentions

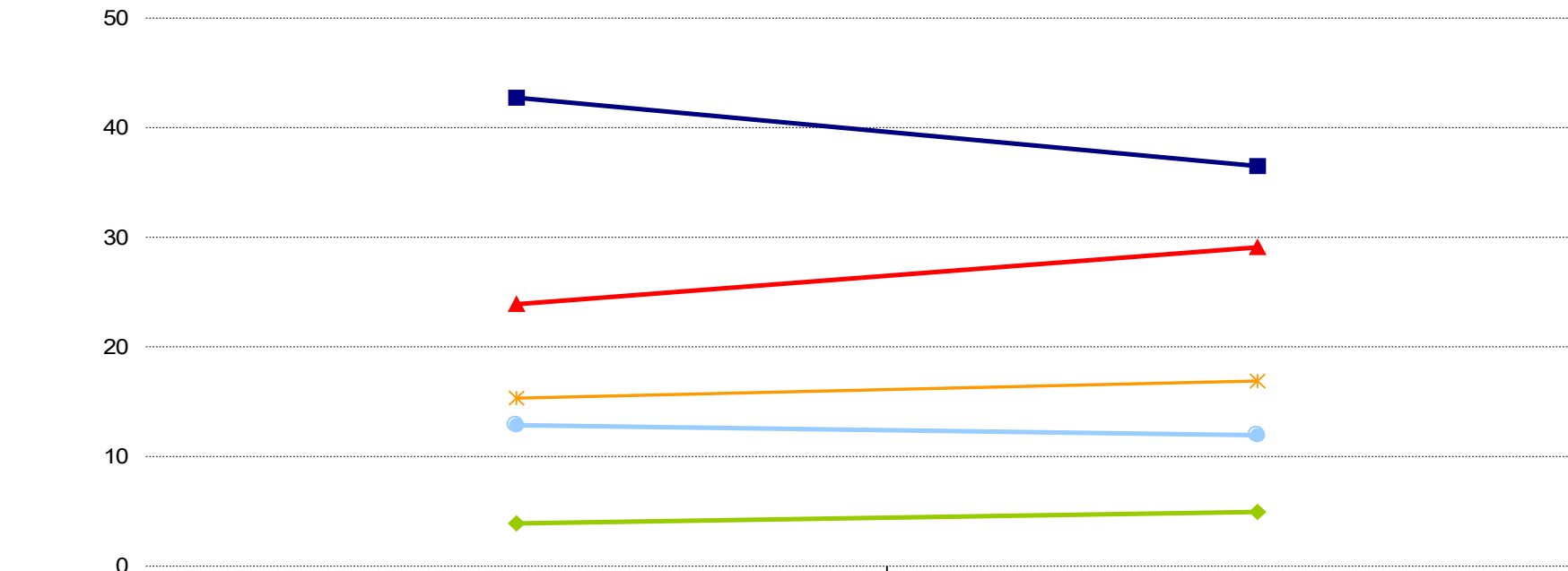
Q: If a federal election were held tomorrow, which party would you vote for?



Base: Decided voters only (includes "leaners")

Trend in federal vote intentions: January 7-9

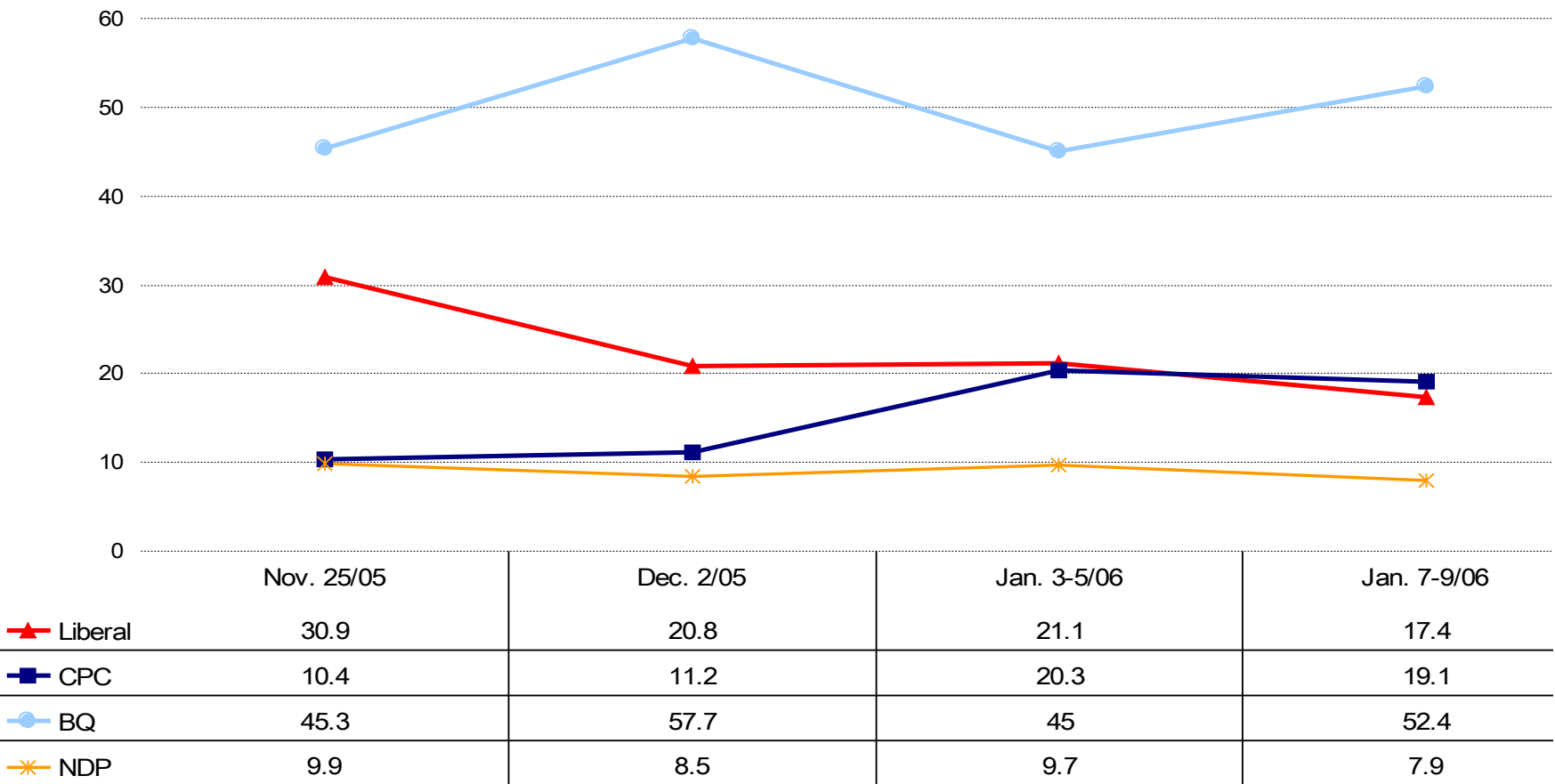
Q: If a federal election were held tomorrow, which party would you vote for?



	Jan. 7-8/06	Jan. 9/06
▲ Liberal	23.9	29.1
■ CPC	42.7	36.5
● BQ	12.8	12.0
* NDP	15.3	16.9
◆ Green	3.9	5.0

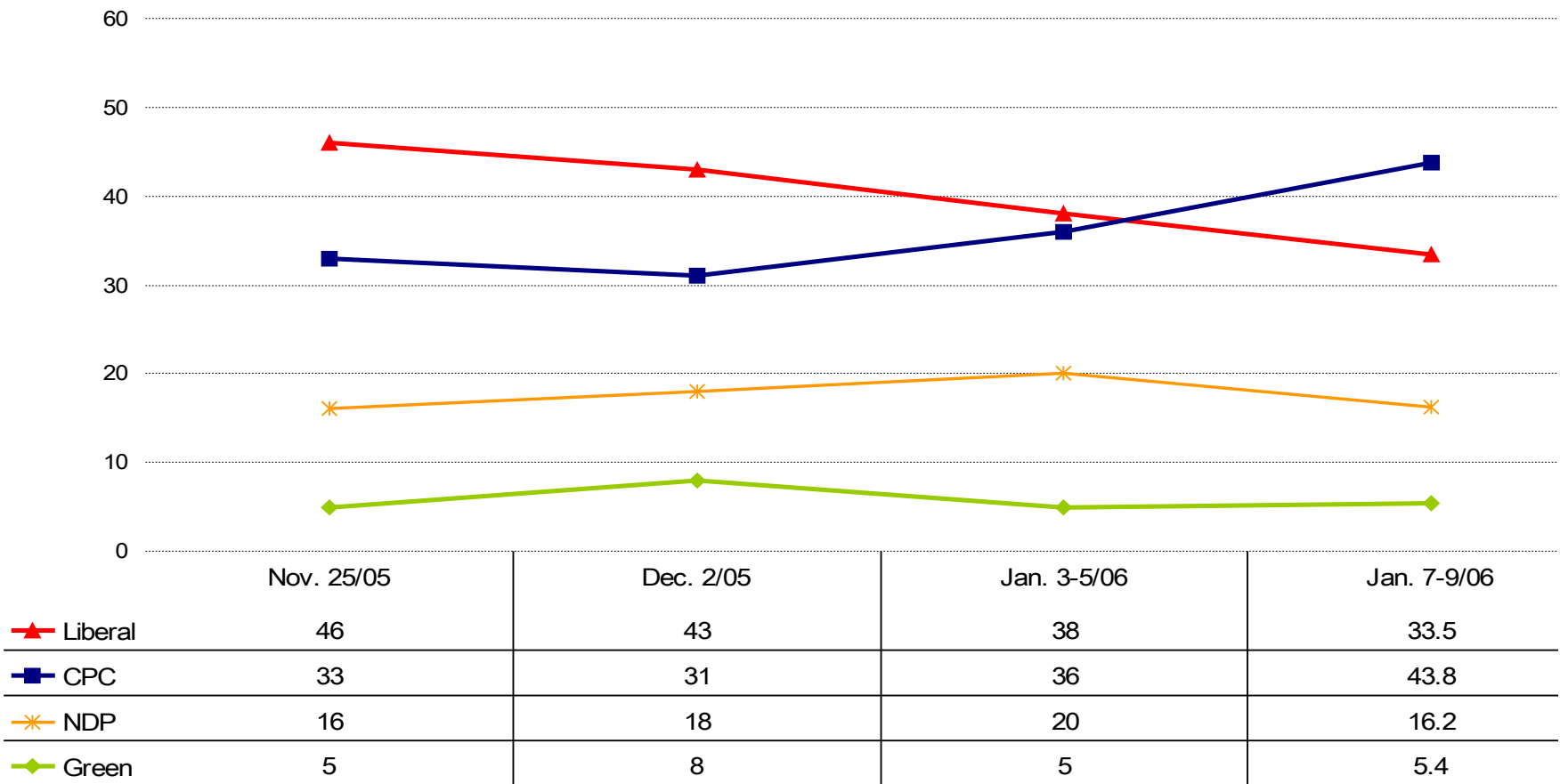
Trend in federal vote intentions in Quebec

Q: If a federal election were held tomorrow, which party would you vote for?



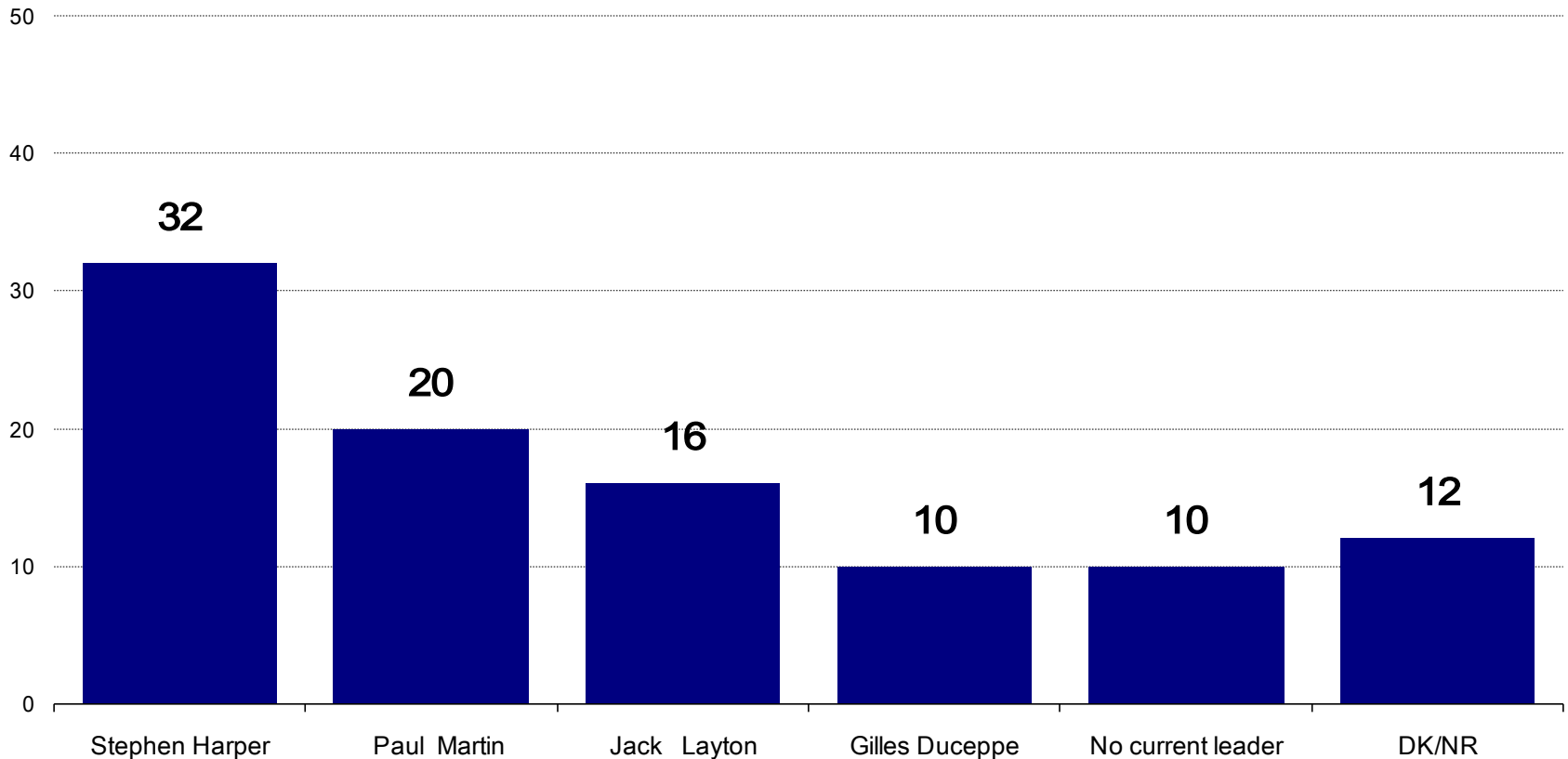
Trend in federal vote intentions in Ontario

Q: If a federal election were held tomorrow, which party would you vote for?



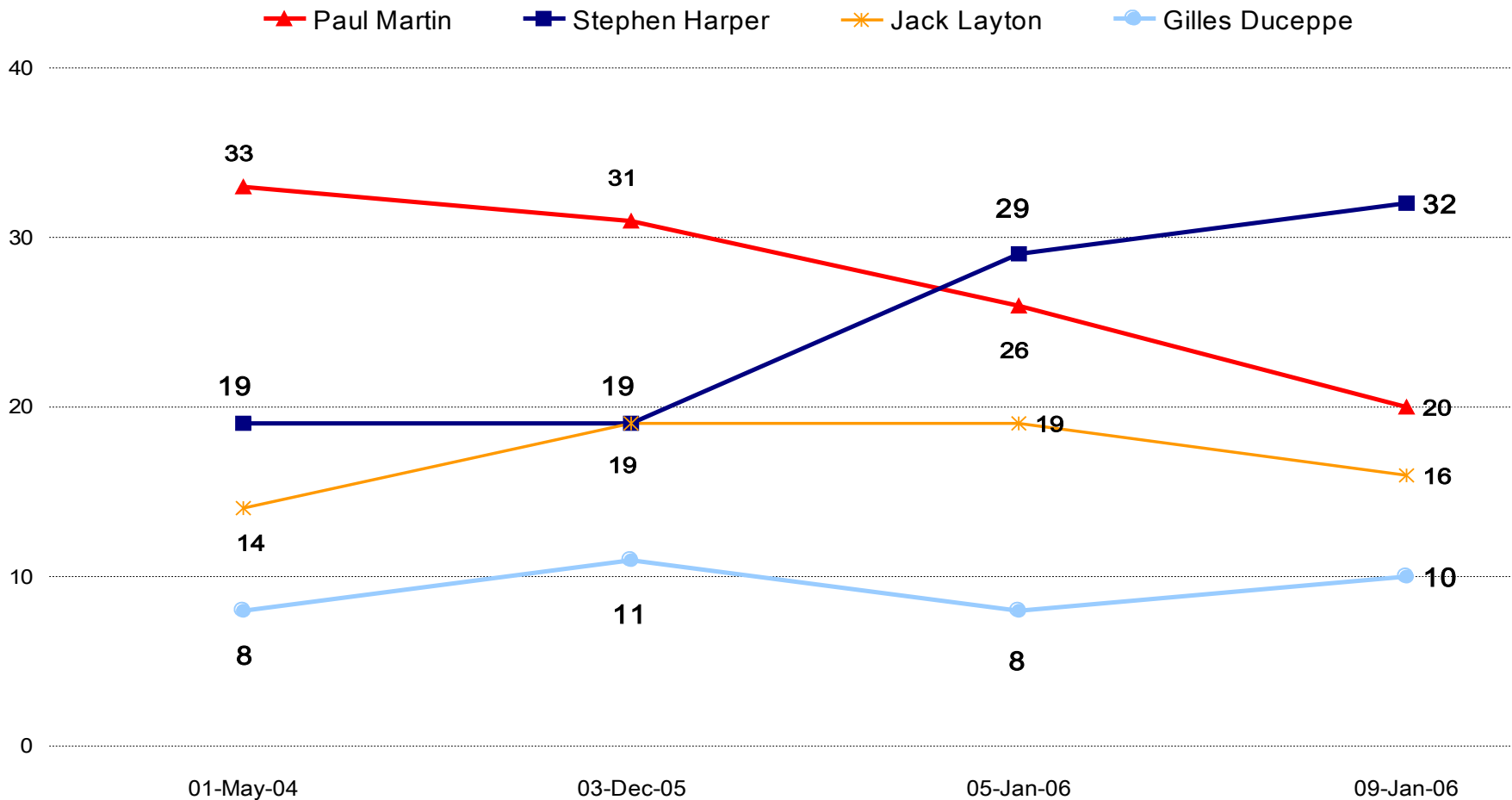
Vision for the future

Q: Which of the following leaders is doing the best job of articulating a positive vision for the future?



Tracking views on leader with best vision for the future

Q: Which of the following leaders is doing the best job of articulating a positive vision for the future?



Base: All Canadians; most recent data point, Jan. 7-9



For more information:

Frank Graves, President
fgraves@ekos.com

Paul Adams, Executive Director
padams@ekos.com

t: 613 235 7215