

THE TORONTO STAR

La Presse

LE SOLEIL



EKOS



Federal vote intention for Jan. 11/06

## Methodology

***WARNING: we do not consider a single night of tracking to be scientifically conclusive. These nightly releases are intended only to respond to curiosity about day-to-day movements. Their true statistical significance will become clearer when analysed as part of a larger weekly sample.***

- The objectives of the Toronto Star/La Presse/EKOS Federal Election 2005-06 nightly polling are two-fold:
  - i. first, to create a large, reliable weekly sample, modeling voter intention and the driving factors, including the day-to-day trends (reported on Saturdays); and
  - ii. second, to provide the most immediate and focused summary of national voting intentions (reported on a daily basis).
  
- This document presents the daily findings from telephone surveys with a national random sample of Canadians, 18 years of age and older conducted on January 10, 2006.
  - Daily sample sizes and associated margins of error are presented on the next page.
  - Please note that the margin of error increases when the results are sub-divided.
  - Refusal rate and measurement errors will also increase the overall survey error.

## Sample size and margin of error

	Jan. 11	
	Sample size	Margin of error
National	735	$\pm 3.6$
<i>Decided voters</i>	<i>645</i>	<i><math>\pm 3.9</math></i>

# Vote intention

## Federal vote intention Jan. 11/06

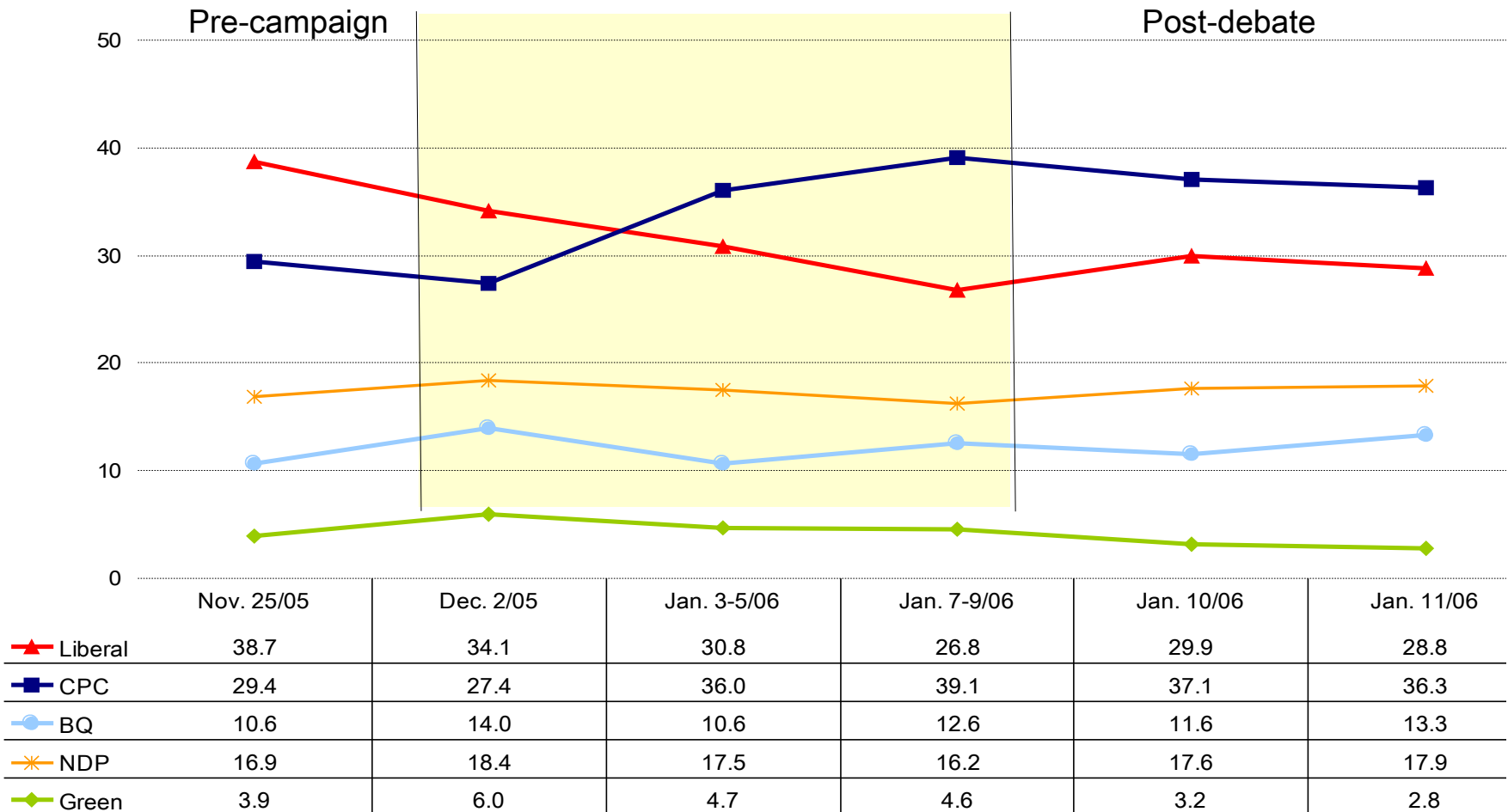
	National federal vote intention* (%) n=645**
Conservative Party of Canada	36.3
Liberal Party of Canada	28.8
NDP	17.9
Bloc Québécois	13.3
Green Party	2.8
Other	1.0
<i>Undecided/declined</i>	<i>9.0</i>
<i>Would not vote</i>	<i>2.9</i>

\* Question: "If a federal election were held tomorrow, which party would you vote for?"

\*\* Base: Decided voters only (includes "leaners")

# Trend in federal vote intentions

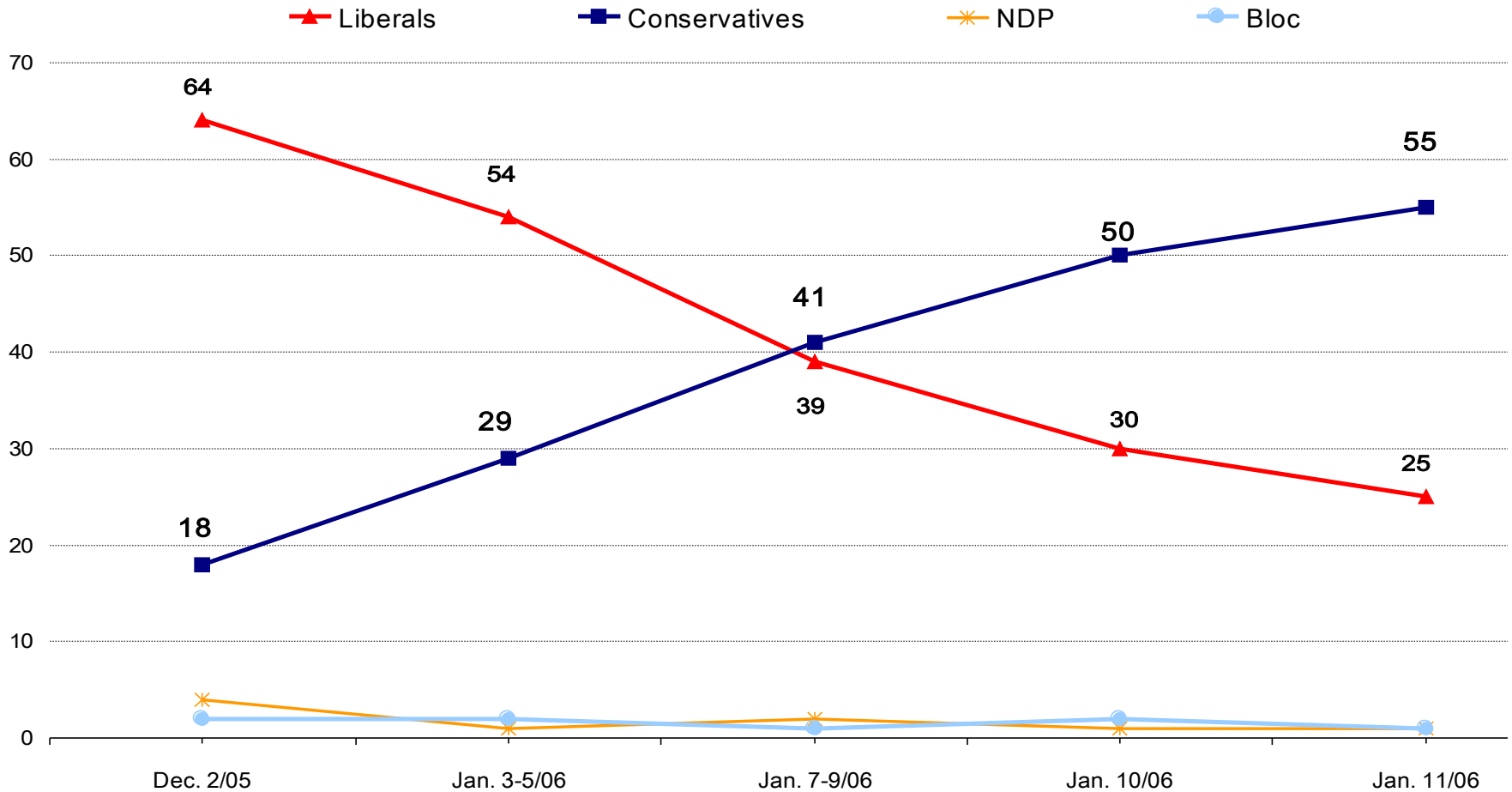
Q: If a federal election were held tomorrow, which party would you vote for?



Base: Decided voters only (includes "leaners")

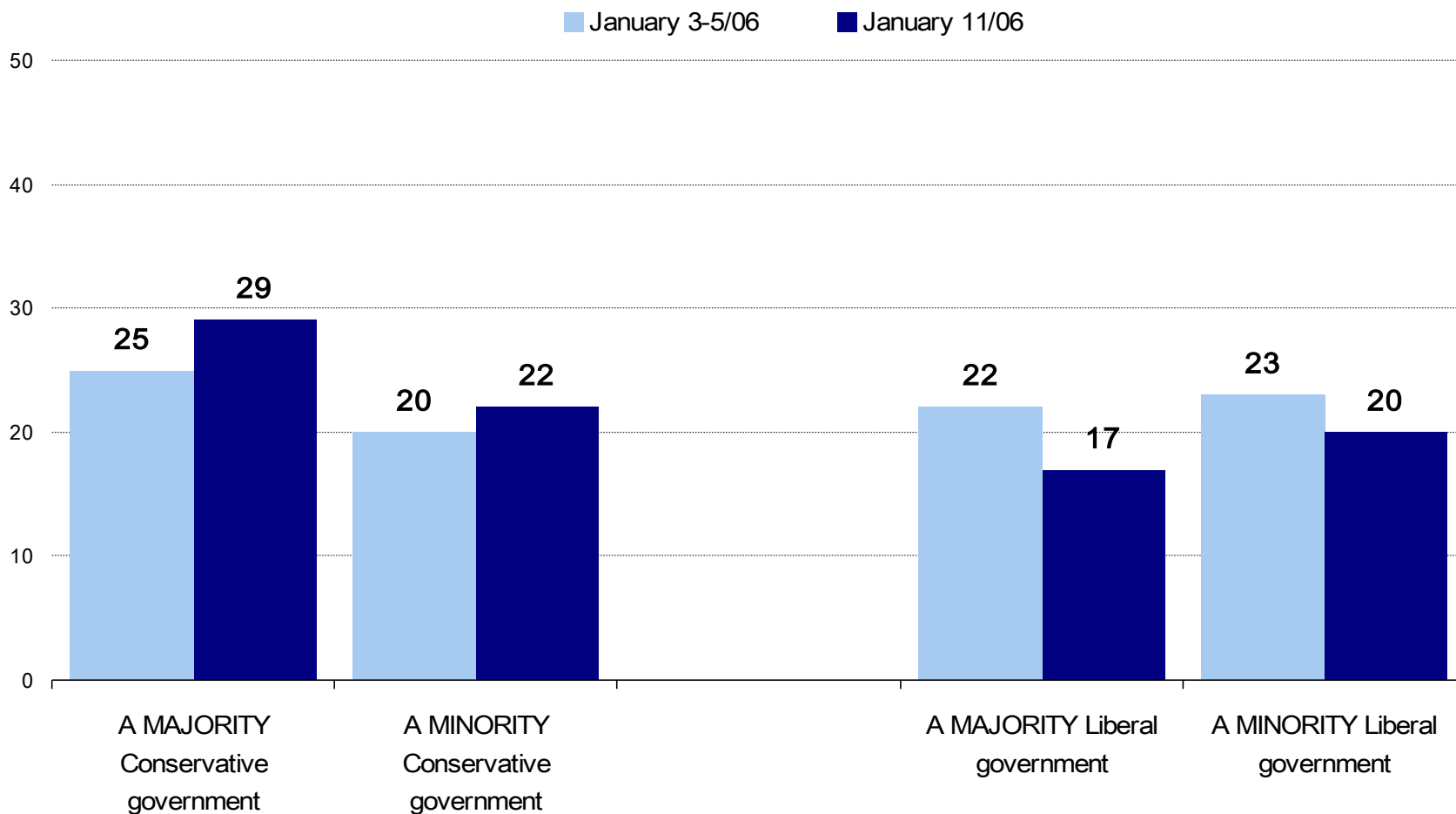
# Tracking likely winner over the campaign

Q: Putting aside your personal voting intentions for the next federal election, which party do you think will win?



# Preferred outcome of the election

Q: Which of the following outcomes do you think would be BEST?







For more information:

Frank Graves, President  
[fgraves@ekos.com](mailto:fgraves@ekos.com)

Paul Adams, Executive Director  
[padams@ekos.com](mailto:padams@ekos.com)

t: 613 235 7215