

THE TORONTO STAR

La Presse

LE SOLEIL

EXOS

*Federal Vote Intention for January 15-17*

## Methodology

---

- The objectives of the Toronto Star/La Presse/EKOS Federal Election 2005-06 nightly polling are two-fold:
  - i. first, to create a large, reliable weekly sample, modeling voter intention and the driving factors, including the day-to-day trends (reported on Saturdays); and
  - ii. second, to provide the most immediate and focused summary of national voting intentions (reported on a daily basis).
  
- This document presents the daily findings from telephone surveys with a national random sample of Canadians, 18 years of age and older conducted between January 15-17, 2006.
  - Daily sample sizes and associated margins of error are presented on the next page.
  - Please note that the margin of error increases when the results are sub-divided.
  - Refusal rate and measurement errors will also increase the overall survey error.

## Sample size and margin of error

	Jan. 15-17	
	Sample size*	Margin of error
National	2018	$\pm 2.2$
Ontario	759	$\pm 3.6$
Quebec	496	$\pm 4.4$

\*Denotes overall sample size (includes undecided and those who do not know/offer no response)

# Detailed tables

## Federal vote intention Jan. 15-17/06

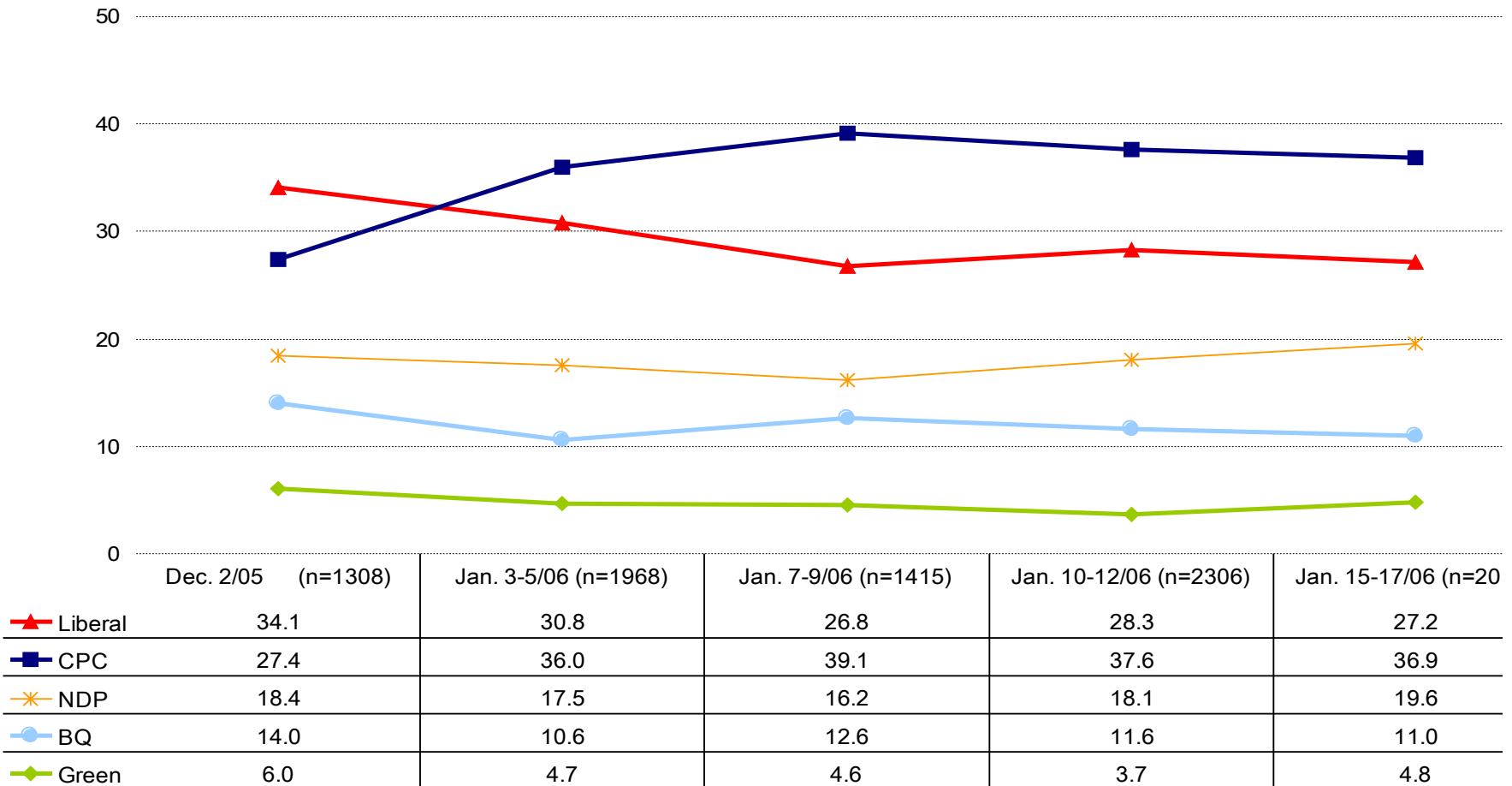
	Federal vote intention* (%)		
	National n=2018**	Ontario n=759**	Quebec n=496**
Conservative Party of Canada	36.9	36.9	25.2
Liberal Party of Canada	27.2	34.8	15.7
NDP	19.6	22.7	7.2
Bloc Québécois	11.0	--	47.3
Green Party	4.8	5.6	2.7
Other	0.5	0.0	1.7
<i>Undecided/declined</i>	<i>13.9</i>	<i>11.2</i>	<i>19.0</i>
<i>Would not vote</i>	<i>2.3</i>	<i>2.6</i>	<i>1.7</i>

\* Question: "Which political party do you intend to vote for in the January 23 election?"

\*\* Denotes overall sample size (includes undecided and those who do not know/offer no response)

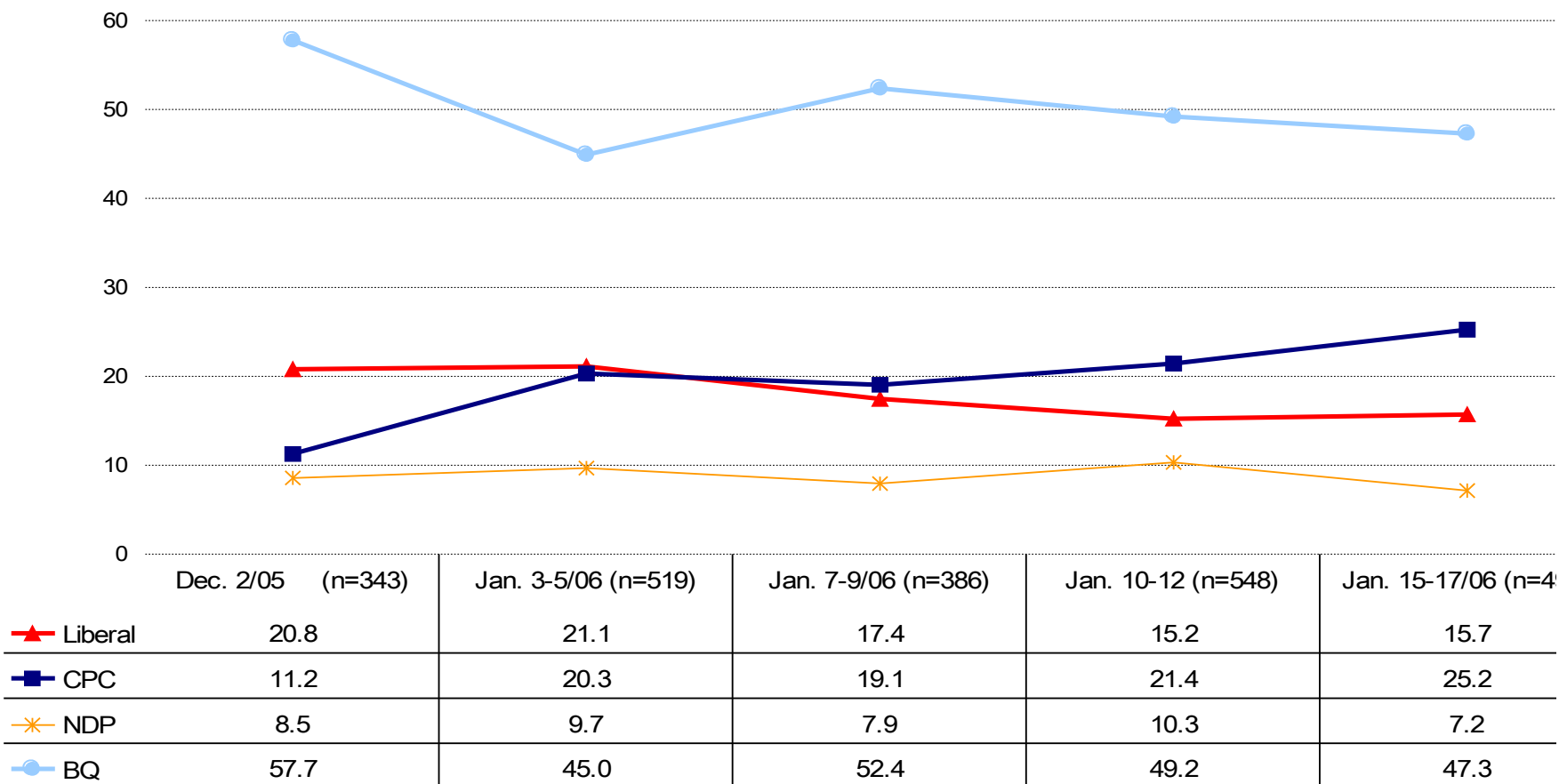
# Trend in federal vote intentions over the campaign (NATIONAL)

Q: Which political party do you intend to vote for in the January 23 election?



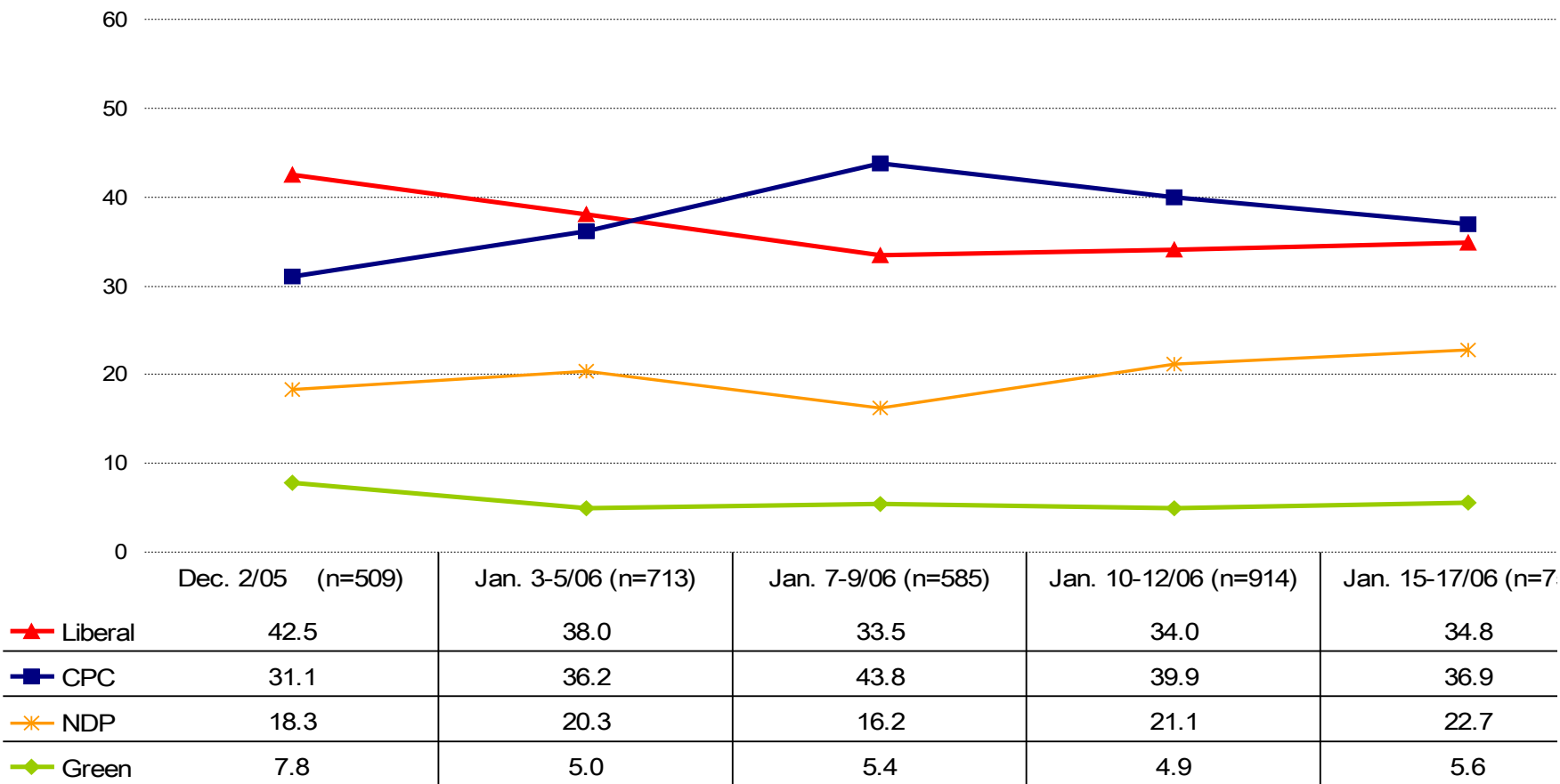
# Trend in federal vote intentions over the campaign in Quebec

Q: Which political party do you intend to vote for in the January 23 election?



# Trend in federal vote intentions over the campaign in Ontario

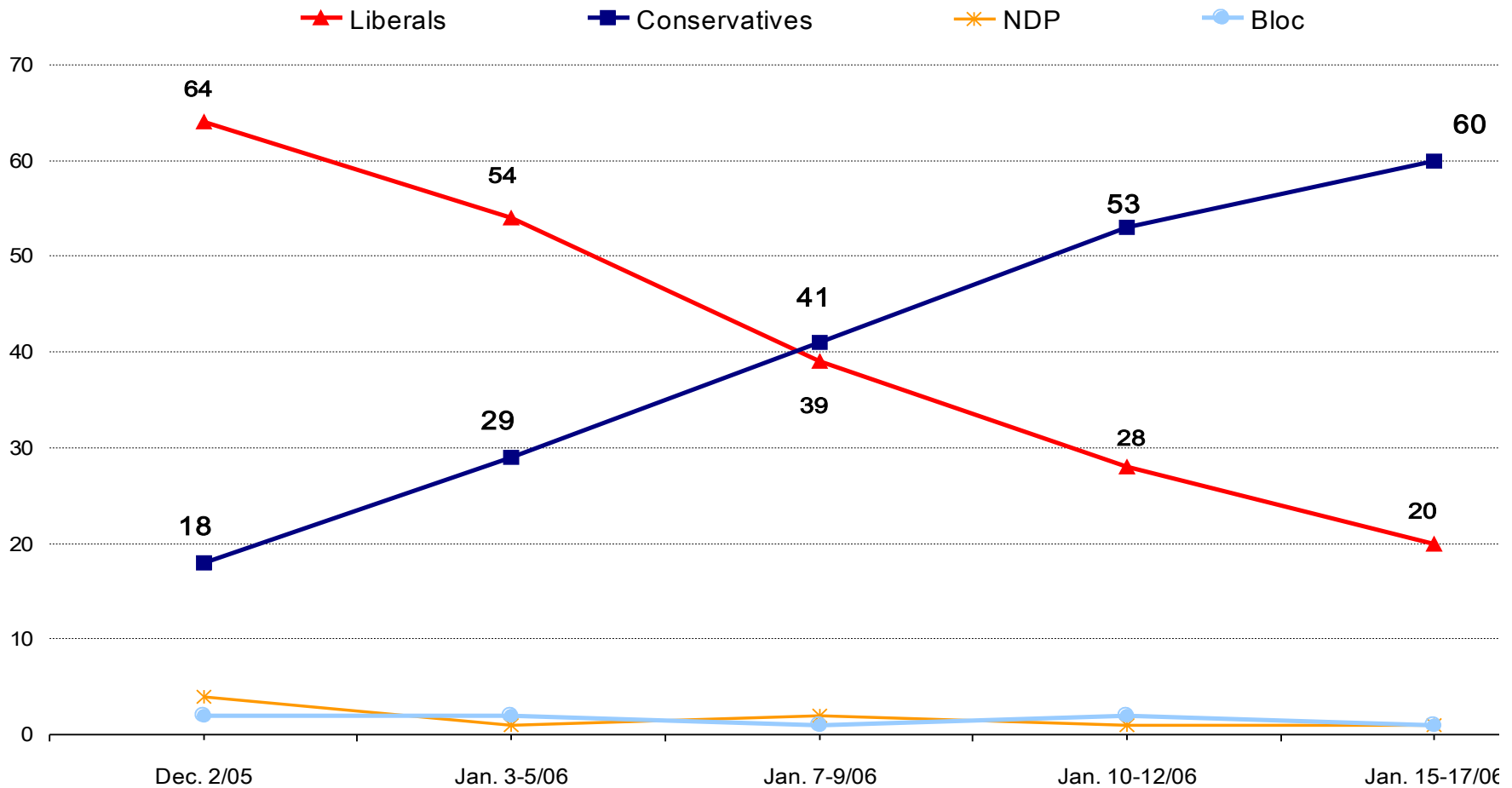
Q: Which political party do you intend to vote for in the January 23 election?





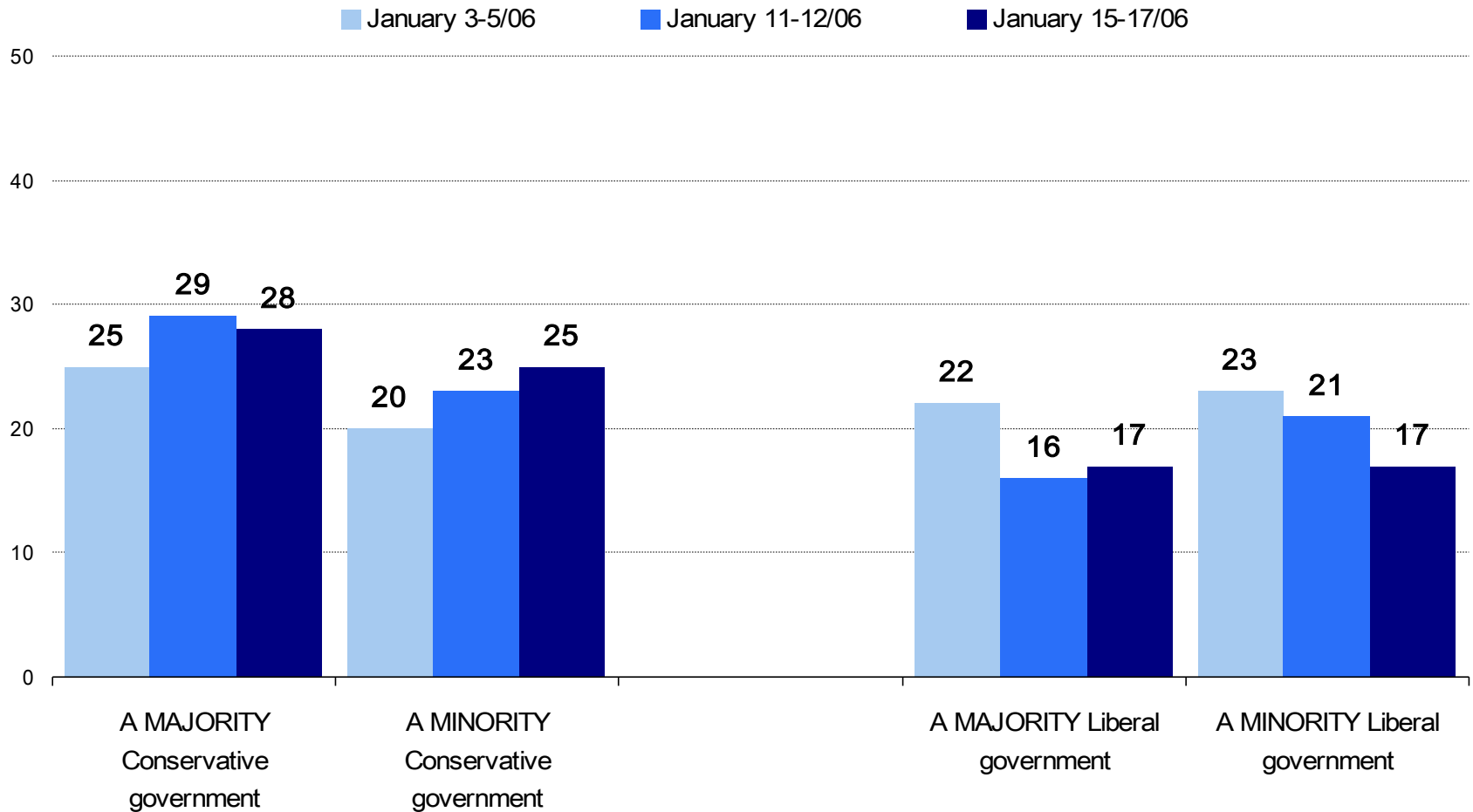
# Tracking likely winner over the campaign

Q: Putting aside your personal voting intentions for the next federal election, which party do you think will win?



# Preferred outcome of the election

Q: Which of the following outcomes do you think would be BEST?



Base: All Canadians; most recent data point Jan. 15-17, n=1248



For more information:

Frank Graves, President  
[fgraves@ekos.com](mailto:fgraves@ekos.com)

Paul Adams, Executive Director  
[padams@ekos.com](mailto:padams@ekos.com)

t: 613 235 7215