

## A Brief Post-Mortem on Polling Election 43:

EKOS VERSUS THE ACTUAL RESULTS

[Ottawa – October 22, 2019] After an exciting campaign, the 43<sup>rd</sup> Canadian general election has come to a close. We at EKOS believe we did a very good job in charting the direction in one of the tightest campaigns in recent memory. In the end, we correctly predicted that the Liberals would retain power (we noted that a minority government was the most probable scenario), although we acknowledge that our final estimate of the Conservative Party’s support fell slightly outside the margin of error. This was largely due to a sampling error in our final week of polling (more on this below).

We are particularly proud of our final seat projections. Not only did we have the overall national seat distribution correct, we accurately predicted 301 out of Canada’s 338 electoral districts (89 per cent), which is an extremely strong performance:

	LPC	CPC	NDP	BQ	GP	PPC	IND
Final projection:	158	117	31	28	3	0	1
Oct. 21 results:	157	121	24	32	3	0	1

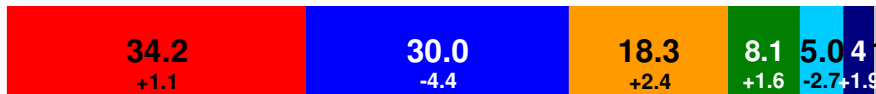
### EKOS vs. the election results

IVIS2.0

Q. How did you vote in this election? / How do you plan to vote in the upcoming federal election on October 21?

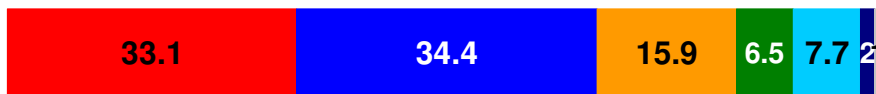
#### EKOS’ final prediction

(Difference from election results below)



BASE: Canadians; October 17-20, 2019, n=1,994, MOE +/- 2.2%, 19 times out of 20

#### Preliminary 2019 Election Results



■ LPC ■ CPC ■ NDP ■ GP ■ BQ ■ PPC ■ Other

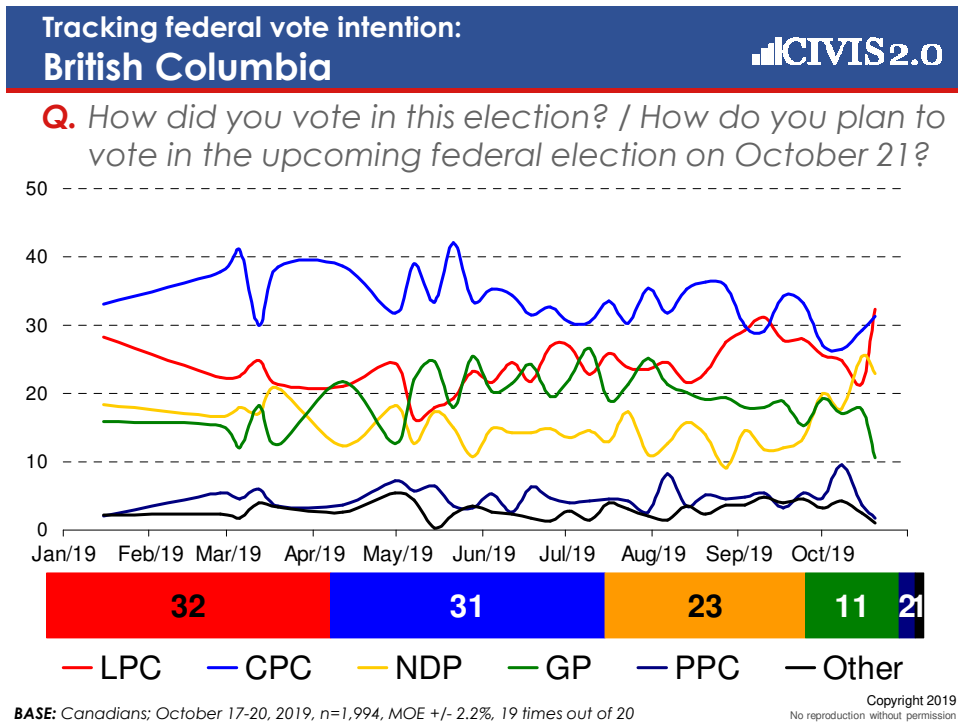
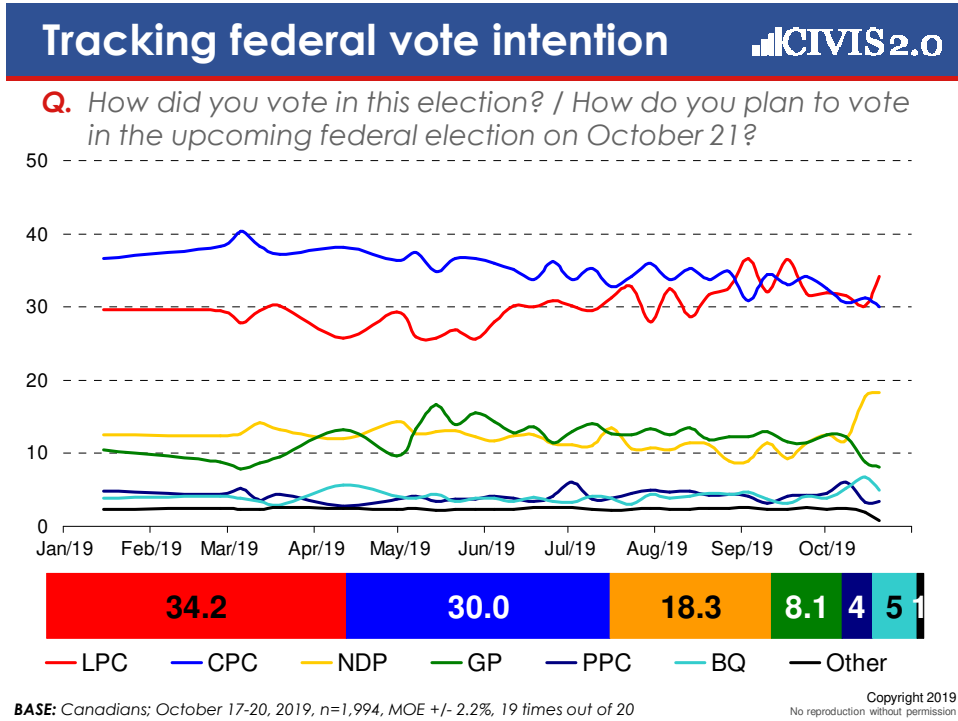
Copyright 2019  
No reproduction without permission

Our main source of error was underestimating the Conservative vote and, to a lesser extent, the Bloc Québécois vote in Quebec. With respect to the Quebec vote, we had the Liberals and Bloc in a statistical tie (29 per cent and 30 per cent, respectively) one week out from the election, but

In all three cases, the range of figures we observed in the final 10 days of the campaign were largely within the margin of error of the final results so we would attribute these erroneous late shifts to sampling errors, which we explicitly incorporated into our seat forecasts. For example, in both Quebec and Atlantic Canada, we gave the Bloc Québécois and Liberals significantly more seats than we would have from our final poll alone.

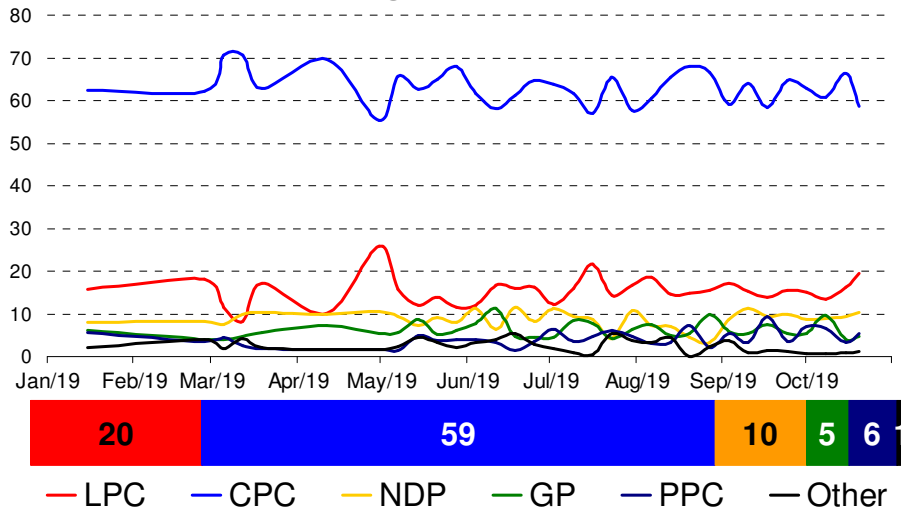
In closing, we would like to thank the 100,933 Canadians who generously responded to our surveys since January. We would also like to thank those who have provided advice, comments, and feedback throughout the election, particularly in the world of social media. Finally, we congratulate all those who participated in the political process and recognize the passion and effort that they bring to Canadian democracy.

## Annex: Long-term national and regional tracking



**Tracking federal vote intention:  
Alberta**


**Q.** How did you vote in this election? / How do you plan to vote in the upcoming federal election on October 21?

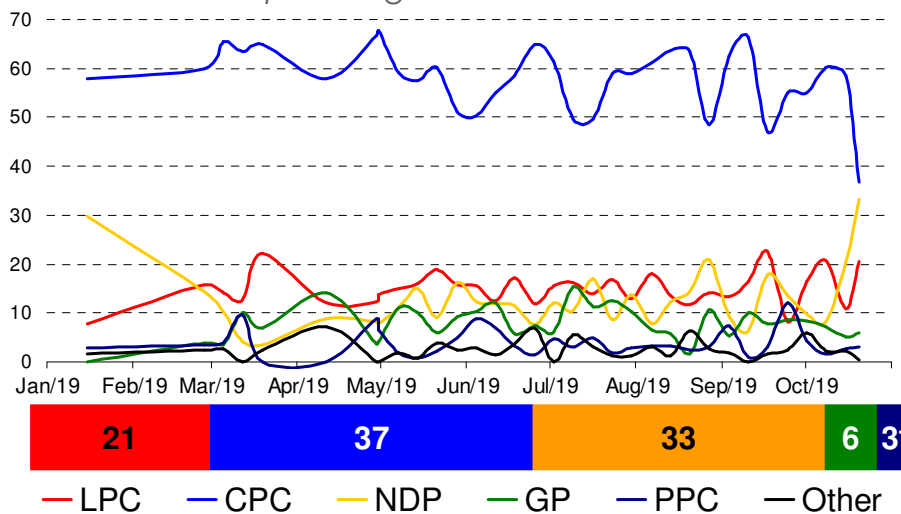


**BASE:** Canadians; October 17-20, 2019, n=1,994, MOE +/- 2.2%, 19 times out of 20

Copyright 2019  
No reproduction without permission

**Tracking federal vote intention:  
Saskatchewan**


**Q.** How did you vote in this election? / How do you plan to vote in the upcoming federal election on October 21?



**BASE:** Canadians; October 17-20, 2019, n=1,994, MOE +/- 2.2%, 19 times out of 20

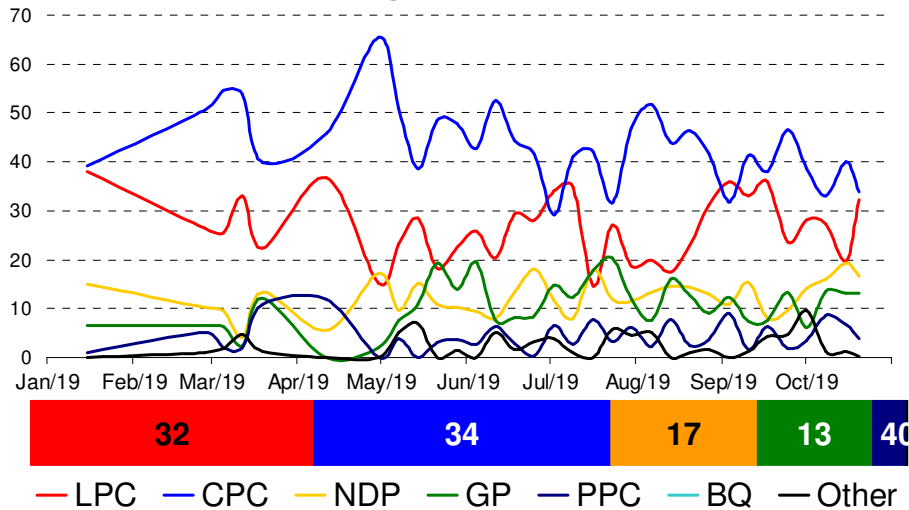
Copyright 2019  
No reproduction without permission



### Tracking federal vote intention: Manitoba

ICIVIS2.0

Q. How did you vote in this election? / How do you plan to vote in the upcoming federal election on October 21?



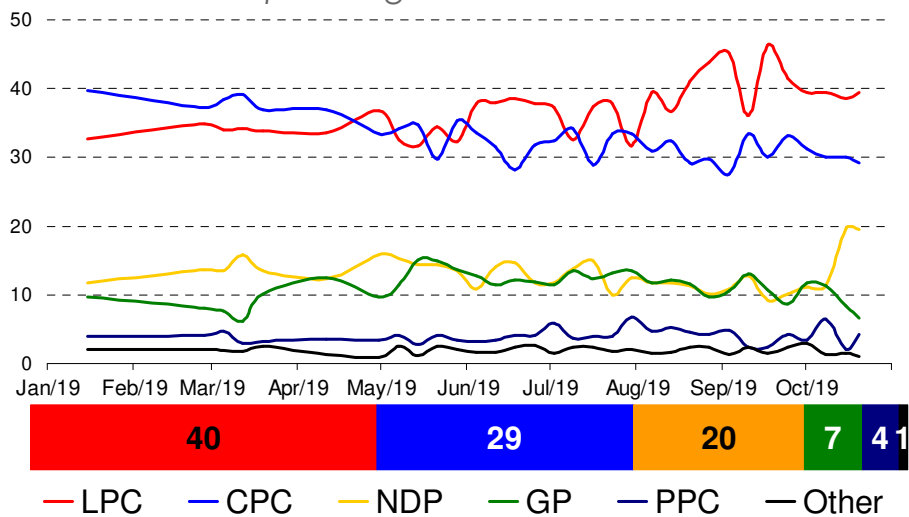
BASE: Canadians; October 17-20, 2019, n=1,994, MOE +/- 2.2%, 19 times out of 20

Copyright 2019  
No reproduction without permission

### Tracking federal vote intention: Ontario

ICIVIS2.0

Q. How did you vote in this election? / How do you plan to vote in the upcoming federal election on October 21?



BASE: Canadians; October 17-20, 2019, n=1,994, MOE +/- 2.2%, 19 times out of 20

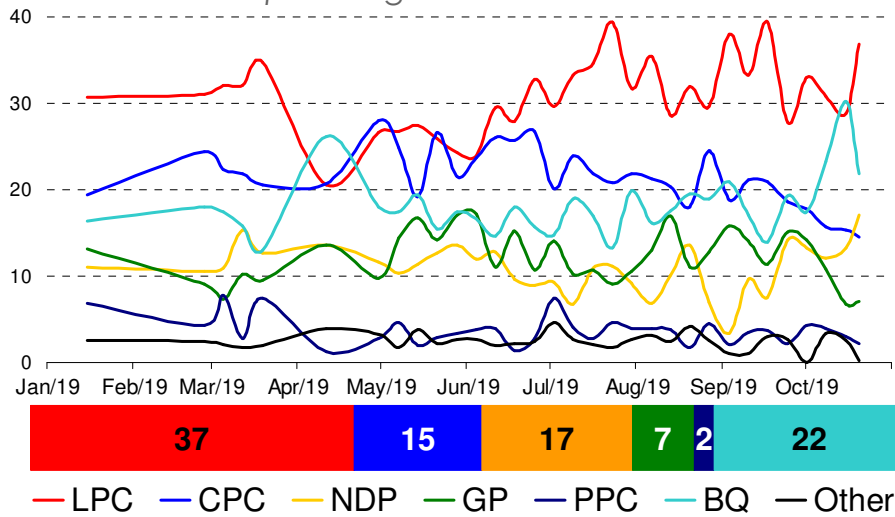
Copyright 2019  
No reproduction without permission



### Tracking federal vote intention: Quebec

ICIVIS 2.0

Q. How did you vote in this election? / How do you plan to vote in the upcoming federal election on October 21?



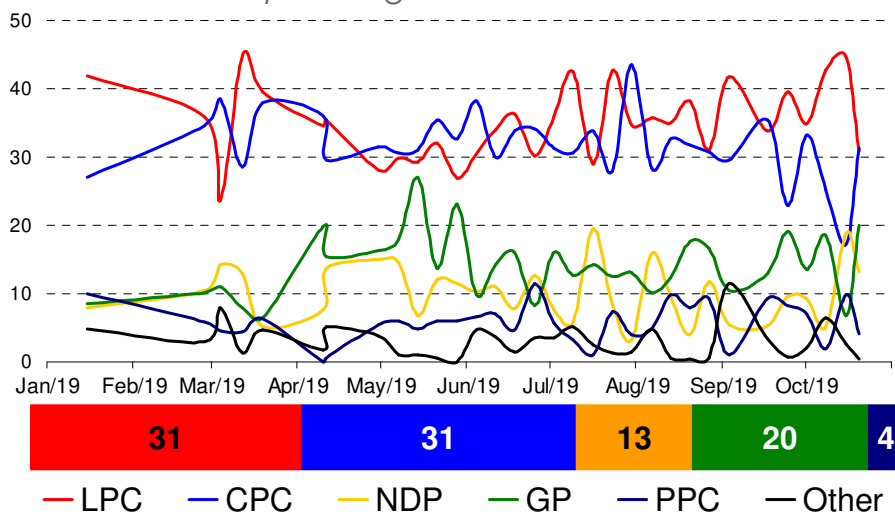
BASE: Canadians; October 17-20, 2019, n=1,994, MOE +/- 2.2%, 19 times out of 20

Copyright 2019  
No reproduction without permission

### Tracking federal vote intention: Atlantic Canada

ICIVIS 2.0

Q. How did you vote in this election? / How do you plan to vote in the upcoming federal election on October 21?



BASE: Canadians; October 17-20, 2019, n=1,994, MOE +/- 2.2%, 19 times out of 20

Copyright 2019  
No reproduction without permission