

A Technical Note on Our Final Seat Forecast:

AND A BONUS BATTERY OF 2019 TRACKING ON VOTE INTENTION BY REGION AND GENDER

[Ottawa – October 23, 2019] Our final seat forecast was extremely accurate; however, our final four-day roll was somewhat off. In this brief addendum, we wish to explain that contradiction.

	LPC	CPC	NDP	BQ	GP	PPC	IND
Final projection:	158	117	31	28	3	0	1
Oct. 21 results:	157	121	24	32	3	0	1

Recognizing the inherent instability of a four-day roll, and the need for more reliable regional data, our final forecast was not based on the four-day final roll, but a two-week roll-up of our polling. The overall distribution of that roll is presented below.

4-day vs. 2-week roll-up CIVIS 2.0

Q. How did you vote in this election? / How do you plan to vote in the upcoming federal election on October 21?

EKOS's final prediction (Oct. 17-20, 2019)



BASE: Canadians; October 17-20, 2019, n=1,994, MOE +/- 2.2%, 19 times out of 20

Two-week roll-up (Oct. 10-20, 2019*)



BASE: Canadians; October 10-20, 2019, n=7,040, MOE +/- 1.2%, 19 times out of 20

Preliminary 2019 Election Results



■ LPC ■ CPC ■ NDP ■ GP ■ BQ ■ PPC ■ Other

* We used longer field periods for some of Canada's smaller regions: New Brunswick (since October 9), Eastern Quebec (since October 7), Newfoundland (since October 6), PEI (since July 1), and the Territories (since May 1) Copyright 2019 No reproduction without permission

As one can see, this two-week roll was a more accurate depiction of the final outcome. The overall error on this roll was nine points as opposed the 14-point error that we had in our final roll.

We presented the four-day roll as our final estimate of vote share and we accept full responsibility for that. We are not trying to revise our estimate after the fact; that would be unethical. Our goal here is rather to explain the paradox of an extremely accurate seat forecast and a final roll that was off in some key regions. We were aware of those discrepancies and that

We will be evaluating this more carefully with our exit polling.

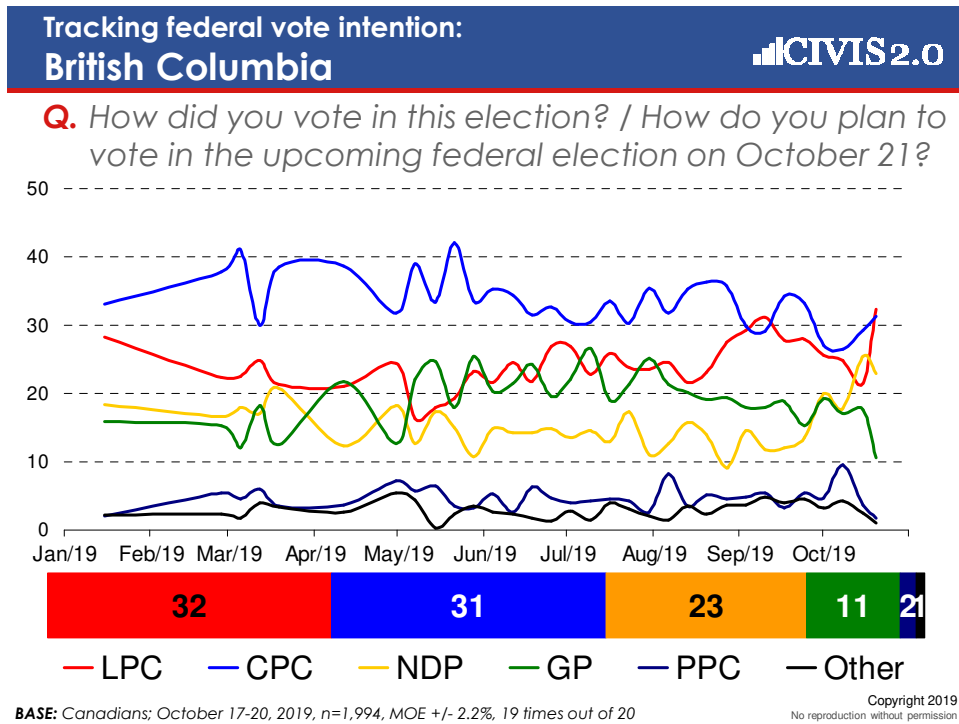
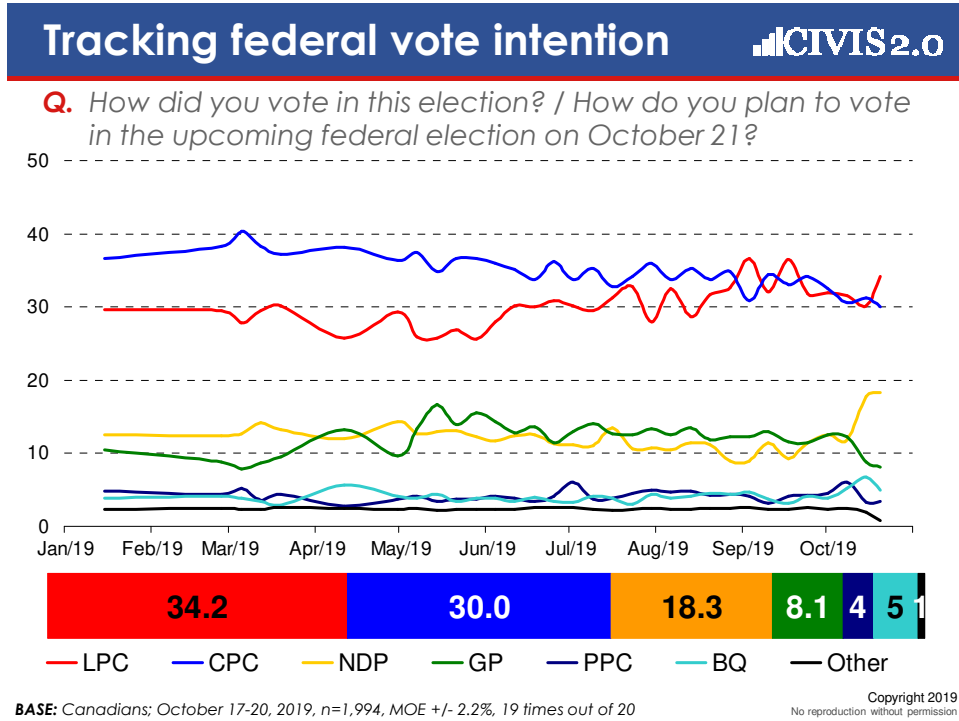
We also include the tracking of all of the regions that we completed over the past several months to give a clearer picture of the rhythms of the campaign and pre-campaign period. While we would have preferred to have top levels of accuracy in both the final vote share and the final seat outcomes, we have always placed more emphasis on correctly predicting the overall outcome than the vote shares. It is the former which reveals the configuration of the next parliament and is inherently and more difficult challenge.

Annex I: Evaluation of election projections

Projections	Absolute value	Sum of squares
Mainstreet	12	2.3
EKOS	16	3.4
Lean Toss Up	24	5.3
Election Prediction Project	28	5.8
338Canada	32.9	7.2
@politicstcan	36	7.6
Calculated Politics	34	7.6
LISPOP	40	8.6
CBC Poll Tracker	44	9.1
@kylejhutton	46	10.2
Visualized Politics	46	10.3
@repdonsman456 2 nd Model	46	10.5
CEW Second Model	49.5	10.6
Canadian Election Watch	52	10.9
Forum	60	11.0
@repdonsman456 1 st Model	52	11.3
Too Close to Call	56	12.4
Teddy on Politics	60	13.7
Mean	35.1	7.7
Aggregate Mean	38.6	8.3

Source: Anthony Piscitelli, ThreeHundredThirtyEight.com. Available online at: <https://threehundredthirtyeight.com/914-2>

Annex II: Long-term national, regional, and demographic tracking

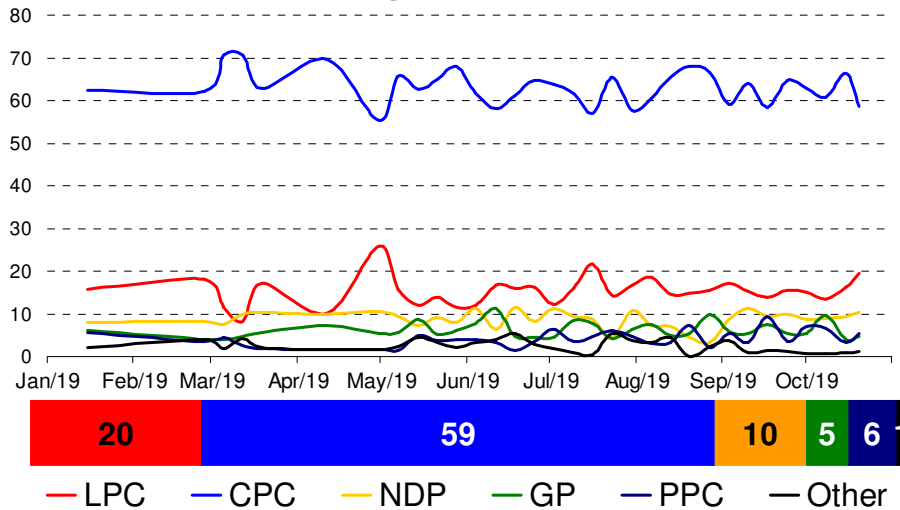




Tracking federal vote intention: Alberta

ICIVIS 2.0

Q. How did you vote in this election? / How do you plan to vote in the upcoming federal election on October 21?



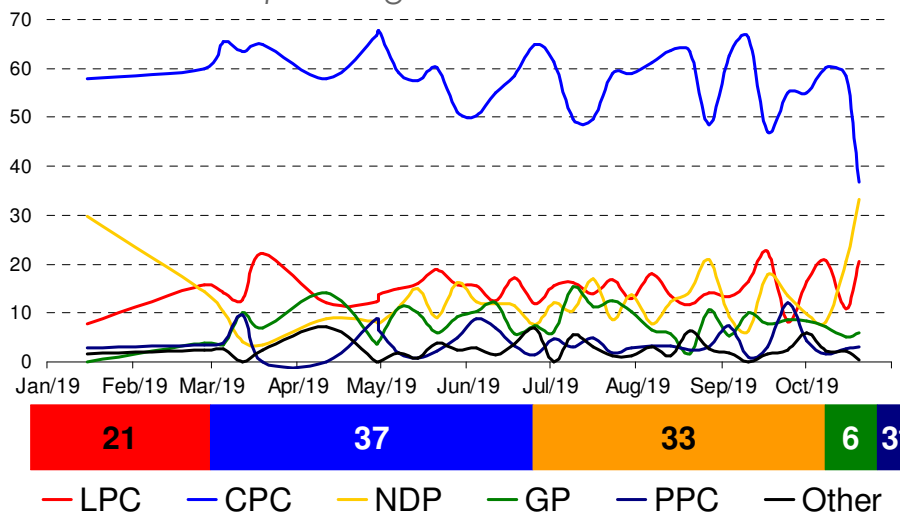
BASE: Canadians; October 17-20, 2019, n=1,994, MOE +/- 2.2%, 19 times out of 20

Copyright 2019
No reproduction without permission

Tracking federal vote intention: Saskatchewan

ICIVIS 2.0

Q. How did you vote in this election? / How do you plan to vote in the upcoming federal election on October 21?

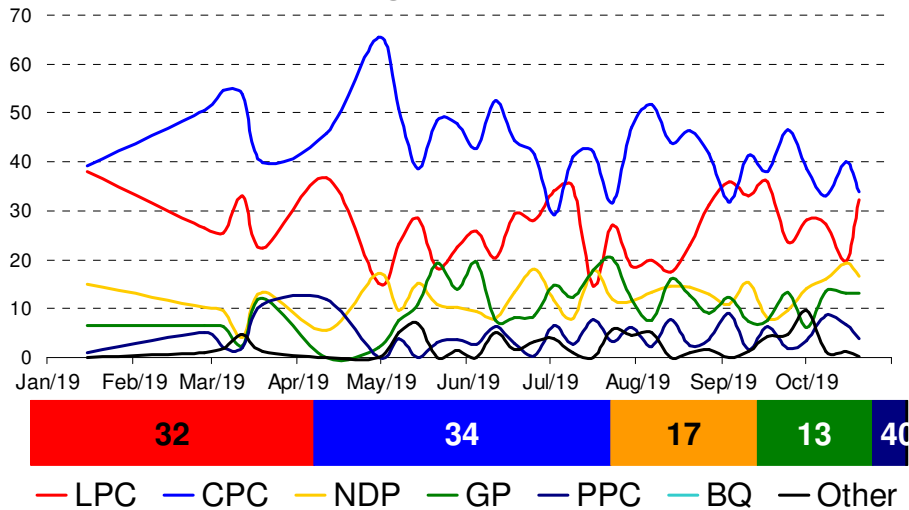


BASE: Canadians; October 17-20, 2019, n=1,994, MOE +/- 2.2%, 19 times out of 20

Copyright 2019
No reproduction without permission

**Tracking federal vote intention:
Manitoba**


Q. How did you vote in this election? / How do you plan to vote in the upcoming federal election on October 21?

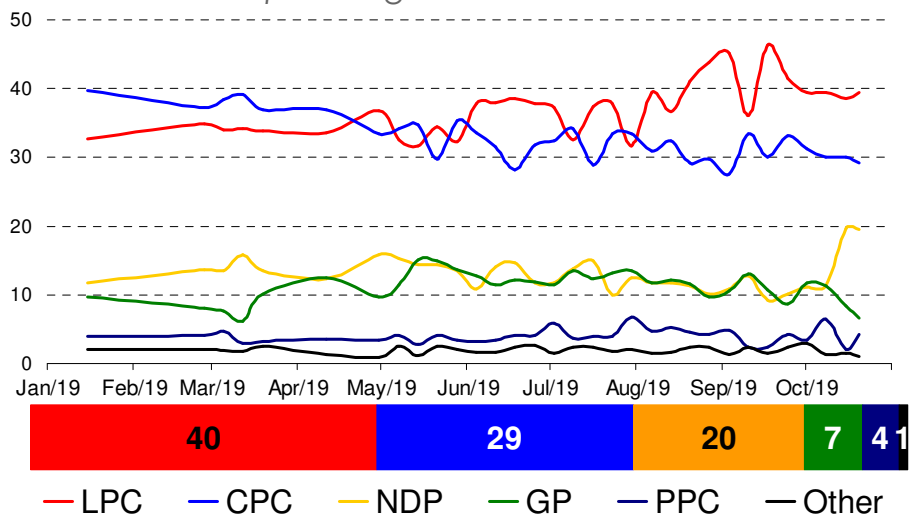


BASE: Canadians; October 17-20, 2019, n=1,994, MOE +/- 2.2%, 19 times out of 20

Copyright 2019
No reproduction without permission

**Tracking federal vote intention:
Ontario**


Q. How did you vote in this election? / How do you plan to vote in the upcoming federal election on October 21?



BASE: Canadians; October 17-20, 2019, n=1,994, MOE +/- 2.2%, 19 times out of 20

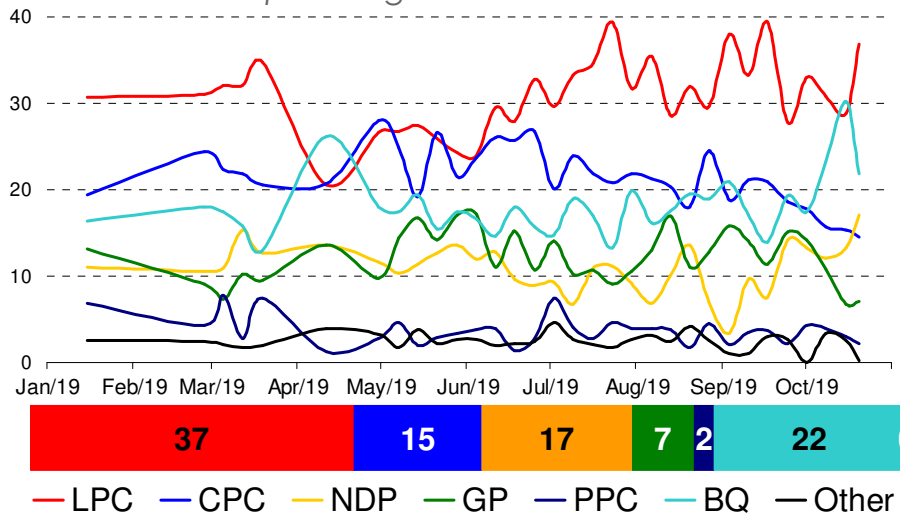
Copyright 2019
No reproduction without permission



Tracking federal vote intention: Quebec

ICIVIS 2.0

Q. How did you vote in this election? / How do you plan to vote in the upcoming federal election on October 21?



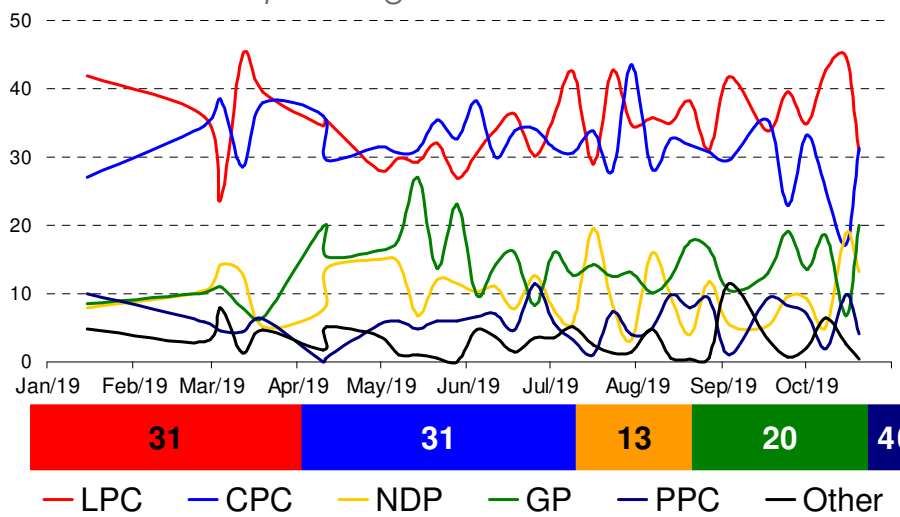
BASE: Canadians; October 17-20, 2019, n=1,994, MOE +/- 2.2%, 19 times out of 20

Copyright 2019
No reproduction without permission

Tracking federal vote intention: Atlantic Canada

ICIVIS 2.0

Q. How did you vote in this election? / How do you plan to vote in the upcoming federal election on October 21?



BASE: Canadians; October 17-20, 2019, n=1,994, MOE +/- 2.2%, 19 times out of 20

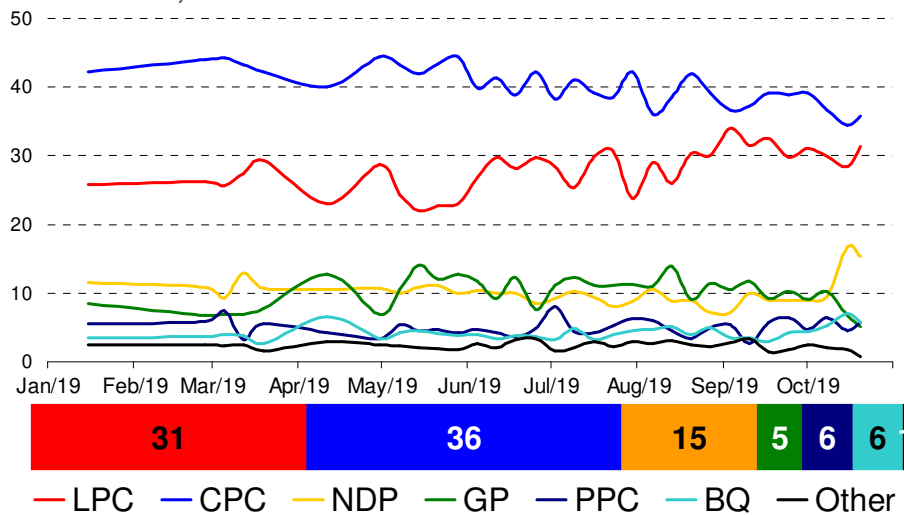
Copyright 2019
No reproduction without permission



Tracking federal vote intention: Men

ICIVIS 2.0

Q. If a federal election were held tomorrow, which party would you vote for?



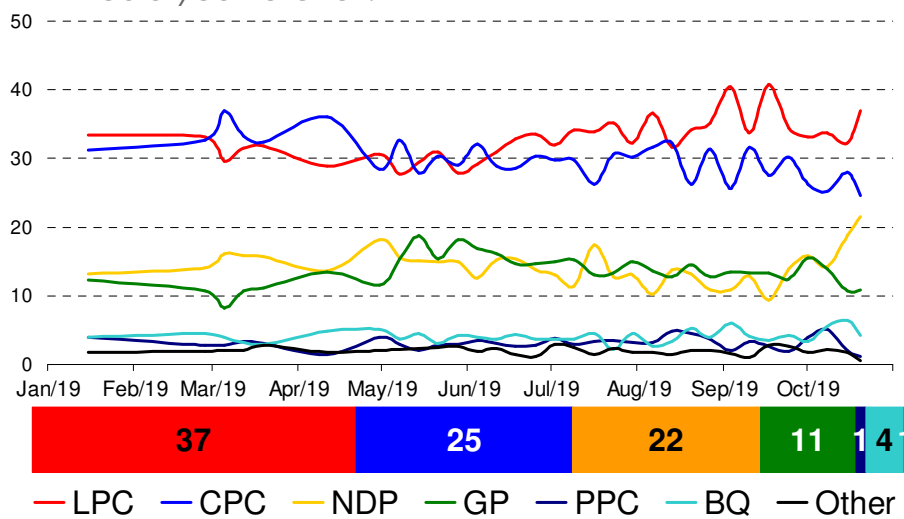
BASE: Canadians; October 17-20, 2019, n=1,994, MOE +/- 2.2%, 19 times out of 20

Copyright 2019 No reproduction without permission

Tracking federal vote intention: Women

ICIVIS 2.0

Q. If a federal election were held tomorrow, which party would you vote for?



BASE: Canadians; October 17-20, 2019, n=1,994, MOE +/- 2.2%, 19 times out of 20

Copyright 2019 No reproduction without permission