



Canadian Views on Federal Role in Health Care

DRAFT REPORT

Submitted to:

Jacques Lefebvre
Canadian Medical Association
1867 Alta Vista Drive
Ottawa, Ontario

EKOS RESEARCH ASSOCIATES INC.

August 2012

EKOS RESEARCH ASSOCIATES

Ottawa Office

359 Kent Street, Suite 300
Ottawa, Ontario
K2P 0R6
Tel: (613) 235 7215
Fax: (613) 235 8498
E-mail: pobox@ekos.com

Toronto Office

181 Harbord Street
Toronto, Ontario
M5S 1H5
Tel: (416) 598 8002
Fax: (416) 533-4713
E-mail: toronto@ekos.com

Winnipeg Office

7 Prominence Point
Winnipeg, Manitoba
R3Y 0A9
Tel: (204) 221-9923
E-mail: winnipeg@ekos.com

www.ekos.com

TABLE OF CONTENTS

| | |
|---|----------|
| 1. Background and Methodology..... | 1 |
| 2. Key Findings..... | 3 |
| 3. Detailed Survey Findings..... | 5 |
| 3.1 Priorities for Government of Canada..... | 5 |
| 3.2 Confidence in Federal/Provincial Governments to Protect Health Care System..... | 7 |
| 3.3 Perceptions of Government Attention to Health Care..... | 8 |
| 3.4 Views on Government of Canada Attention to Health Care..... | 9 |
| 3.5 Role of Federal Government in Protecting Health Care System..... | 10 |
| 3.6 Responsibility for Health Care..... | 11 |
| 3.7 Perceived Role of Federal Government in Health Care..... | 12 |

APPENDIX A: Final Questionnaire (English and French)

1. BACKGROUND AND METHODOLOGY

The purpose of this research was to examine the public's views on the federal government's role in health care.

Our approach in conducting this study involved a nationally-representative telephone survey of 1,044 Canadians 18 years of age and older. The margin of error for a sample of 1,044 is +/- 3.0 percentage points, 19 times out of 20. The sample was a true probability sample which represented the entire Canadian adult population (including cell only households and those without internet). The survey was conducted from August 3-9, 2012.

2. KEY FINDINGS

The key findings from this study are outlined below. The next section of this report describes survey findings in more detail (including differences across regional and demographic sub-groups).

- When paired against a number of other pressing federal government priorities (such as reducing national debt and deficit, reducing crime levels, investing in national defence), health care wins out the majority of the time, underlining the continued importance of the health care system to Canadians.
- Canadians express more confidence in their provincial government than in the federal government to protect and strengthen health care (50 per cent vs. 33 per cent, respectively).
- The plurality of Canadians (44 per cent) feel the federal government has been paying less attention to health care over the past year, and only one in five (21 per cent) feel the federal government has been paying more attention. However, when asked if they feel the federal government *should* pay more attention to health care in the future, a clear majority of Canadians (87 per cent) feel it should.
- Moreover, a clear majority of Canadians (85 per cent) feel the federal government should play a leading role in protecting and strengthening the health care system.
- When asked whether the federal government or the provincial/territorial governments under the Council of the Federation is most responsible for improving the health care system across Canada, a slight majority select the provincial and territorial governments (53 per cent). Interestingly, however, when asked who *should be* most responsible, the lean is to the federal government (50 per cent)

3. DETAILED SURVEY FINDINGS

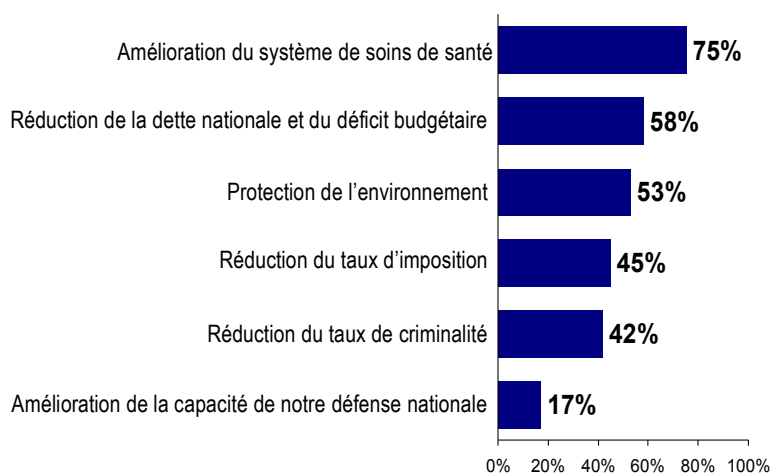
3.1 PRIORITIES FOR GOVERNMENT OF CANADA

Respondents were first asked, through a paired choice exercise, which of a range of options should be the highest priority for the Government of Canada. The findings reveal that improving the health care system is selected most often (75 per cent of the time over the other options examined), followed by national debt and deficit (58 per cent), and protecting the environment (53 per cent). Reducing the level of taxation (45 per cent), and reducing crime levels (42 per cent) were selected less than half of the time in this paired choice exercise. At the bottom of the list of tested items was improving our national defence capacity (selected only 17 per cent of the time).

- Improving the health care system is selected most often by Atlantic Province residents (84 per cent).

Priorités pour le gouvernement du Canada

“Laquelle des priorités suivantes devrait être la plus importante pour le gouvernement du Canada?” [CHOIX JUMELÉ]



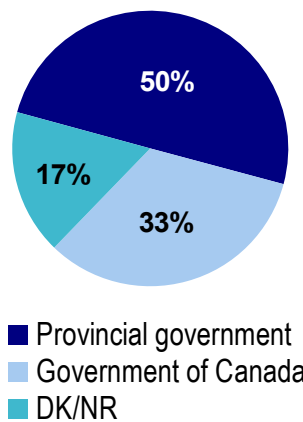
3.2 CONFIDENCE IN FEDERAL/PROVINCIAL GOVERNMENTS TO PROTECT HEALTH CARE SYSTEM

When asked whether they have more confidence in their provincial governments or the Government of Canada to strengthen and protect Canada's health care system, results suggest Canadians are far more confident in their provincial government. The majority (50 per cent) express more confidence in their provincial governments to protect health care, while only about one in three (33 per cent) express more confidence in the federal government (17 per cent did not provide a response to this question).

- Residents of Manitoba/Saskatchewan (68 per cent), men (53 per cent), those earning \$100,000 or more in income (57 per cent), and those with university education (56 per cent) are more likely to express greater confidence in their provincial government (64 per cent).
- Conversely, residents of Ontario express greater confidence in the federal government (39 per cent).

Confidence in Federal/Provincial Governments to Protect Health Care System

“When it comes to protecting and strengthening the health care system, would you say that you have more confidence in your provincial government or in the Government of Canada?”



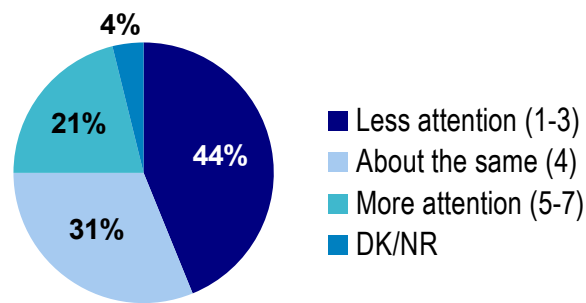
3.3 PERCEPTIONS OF GOVERNMENT ATTENTION TO HEALTH CARE

Canadians were also asked if they feel the federal government has been paying more or less attention to health care in the last year. The plurality (44 per cent) feel the federal government has been paying less attention, and only one in five (21 per cent) feel the federal government has been paying more attention to health care over the past year.

- British Columbia residents (54 per cent), men (48 per cent), and those with university education (51 per cent) are particularly likely to feel the federal government has been paying less attention to health care.

Perceptions of Government Attention to Health Care

“In your view, has the federal government been paying more attention or less attention to health care in the past year?”



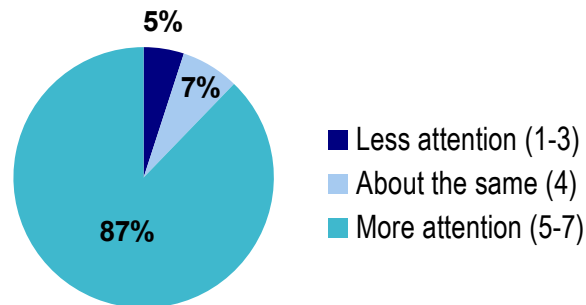
3.4 VIEWS ON GOVERNMENT OF CANADA ATTENTION TO HEALTH CARE

When asked if they feel the federal government *should* pay more attention to health care in the future, a clear majority (87 per cent) feel it should, and only four per cent of Canadians feel the federal government should pay less attention to health care in the future.

- Support for increased attention from the federal government in the area of health care is consistent across sub-groups, although women are particularly likely to feel this way (90 per cent).

Views on Govt of Canada Attention to Health Care

“Do you think the federal government should pay more or less attention of health care in the future?”



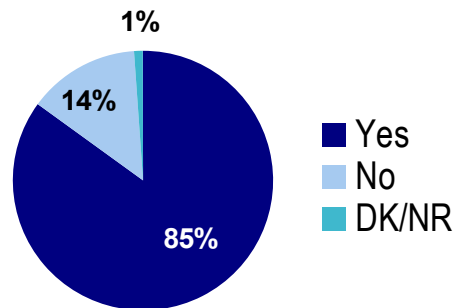
3.5 ROLE OF FEDERAL GOVERNMENT IN PROTECTING HEALTH CARE SYSTEM

In a related question, Canadians were asked if they felt the federal government should play a leading role in protecting and strengthening the health care system. Again, a clear majority of Canadians (85 per cent) feel the federal government should have a significant role in the health care system.

- Results are consistent across sub-groups although Quebec residents are less likely to agree with this idea (77 per cent), while women (88 per cent), and those under 25 years of age (92 per cent) are more likely to agree with a lead role for the federal government in health care.

Role of Federal Govt in Protecting Health Care System

“When it comes to protecting and strengthening the health care system, do you think the Government of Canada should play a leading role?”



3.6 RESPONSIBILITY FOR HEALTH CARE

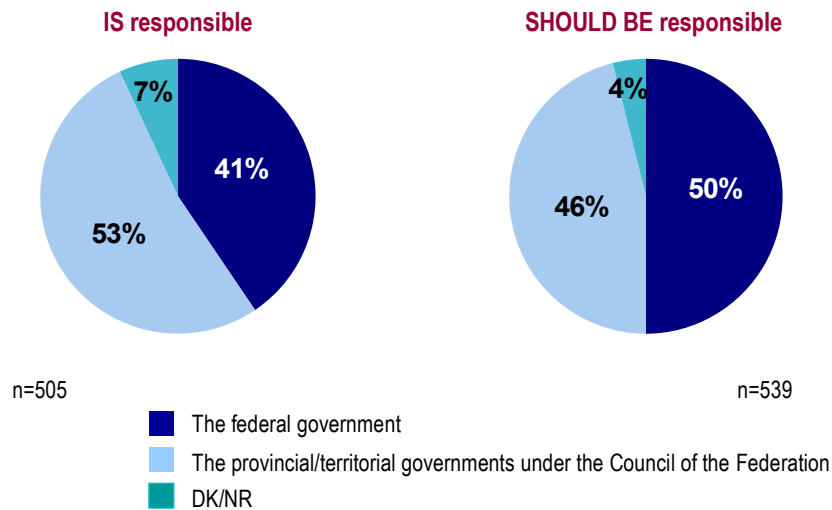
When asked whether the federal government or the provincial/territorial governments under the Council of the Federation is most responsible for improving the health care system across Canada, a slight majority select the provincial and territorial governments (53 per cent).

Interestingly, however, when asked who *should be* most responsible, the lean is to the federal government (50 per cent)

- Atlantic Province residents (66 per cent) and men (44 per cent) are particularly likely to think the federal government is responsible for improving health care.
- Atlantic Province residents (76 per cent), those 65 years of age and older (62 per cent), and those born outside of Canada (61 per cent) are particularly likely to feel the federal government should be responsible for improving health care.

Responsibility for Health Care

“Who do you think is/should be most responsible for improving the health care system across Canada? Is it...?”



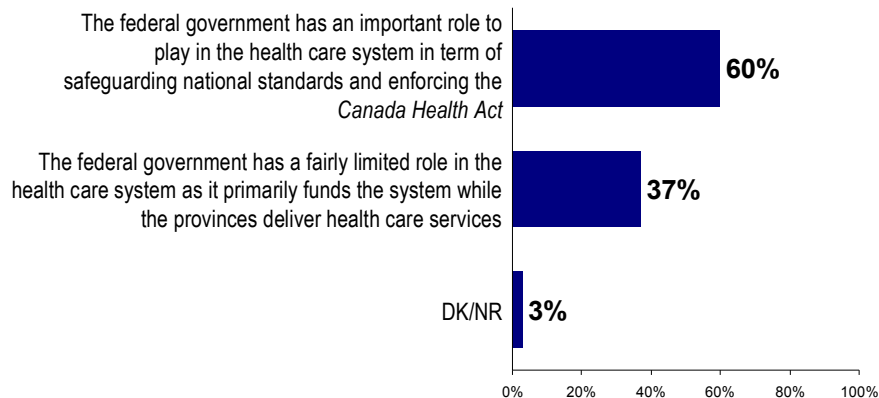
3.7 PERCEIVED ROLE OF FEDERAL GOVERNMENT IN HEALTH CARE

Canadians were also asked which of two statements was closest to their own point of view: the federal government has an important role to play in the health care system in term of safeguarding national standards and enforcing the *Canada Health Act* OR the federal government has a fairly limited role in the health care system as it primarily funds the system while the provinces deliver health care services. Consistent with other survey results, Canadians lean to the idea that the federal government has an important role to play in the heath care system (60 per cent).

- Quebec residents are particularly likely to feel the federal government has a fairly limited role in health care (43 per cent).
- Ontario residents (64 per cent) and those born outside of Canada (69 per cent) are particularly likely to feel the federal government plays an important role in health care.

Perceived Role of Federal Govt in Health Care

“Which of the following two statements is closest to your own point of view?”



APPENDIX A
FINAL QUESTIONNAIRE
(ENGLISH AND FRENCH)

PINTRO [0,0]
PHONE INTRO

Hello, my name is... and I work for Probit.

We are conducting a survey to obtain the views of 1,000 Canadians on a range of important issues. As a token of our appreciation for completing this survey we will enter you into our monthly draw for \$1000 and you will earn \$2 charity dollars. Can I ask if you are at least 18 years old and a permanent resident of Canada?

PRIV [0,0]

This call may be recorded for quality control or training purposes.

PAIR11 [2,2]

PAIR11 = \$PAIR11 ? \$PAIR11 : &select_random_combination(6,2,0,\$PAIR12)

Improving the health care system.....1
.....
.....
Improving our national defence capacity.....2
.....
.....
Reducing crime levels.....3
.....
.....
Reducing national debt and deficit.....4
.....
.....
Reducing the level of taxation.....5
.....
.....
Protecting the environment.....6
.....
.....

PAIR12 [2,2]

PAIR12 = \$PAIR12 ? \$PAIR12 : &select_random_combination(6,2,0,\$PAIR11)

Improving the health care system.....1
.....
.....
Improving our national defence capacity.....2
.....
.....
.....

| | |
|---|---|
| Reducing crime levels..... | 3 |
| | |
| | |
| | |
| Reducing national debt and deficit..... | 4 |
| | |
| | |
| | |
| Reducing the level of taxation..... | 5 |
| | |
| | |
| | |
| Protecting the environment..... | 6 |
| | |
| | |
| | |

FC11

Which of the following should be the highest priority for the Government of Canada?

| | |
|---|----|
| PAIR11.EQ.1Improving the health care system..... | 1 |
| | |
| | |
| | |
| PAIR11.EQ.2Improving our national defence capacity..... | 2 |
| | |
| | |
| | |
| PAIR11.EQ.3Reducing crime levels..... | 3 |
| | |
| | |
| | |
| PAIR11.EQ.4Reducing national debt and deficit..... | 4 |
| | |
| | |
| | |
| PAIR11.EQ.5Reducing the level of taxation..... | 5 |
| | |
| | |
| | |
| PAIR11.EQ.6Protecting the environment..... | 6 |
| | |
| | |
| | |
| Don't know / No response..... | 99 |
| | |
| | |
| | |

FC12

Which of the following should be the highest priority for the Government of Canada?

| | |
|---|----|
| PAIR12.EQ.1Improving the health care system..... | 1 |
| | |
| | |
| PAIR12.EQ.2Improving our national defence capacity..... | 2 |
| | |
| | |
| PAIR12.EQ.3Reducing crime levels..... | 3 |
| | |
| | |
| PAIR12.EQ.4Reducing national debt and deficit..... | 4 |
| | |
| | |
| PAIR12.EQ.5Reducing the level of taxation..... | 5 |
| | |
| | |
| PAIR12.EQ.6Protecting the environment..... | 6 |
| | |
| | |
| Don't know / No response..... | 99 |
| | |
| | |

Q2

When it comes to protecting and strengthening the health care system, would you say that you have more confidence in your provincial government or in the Government of Canada?

| | |
|-----------------------------|---|
| Provincial government..... | 1 |
| | |
| | |
| Government of Canada..... | 2 |
| | |
| | |
| Don't know/No response..... | 9 |
| | |
| | |

Q3

In your view, has the federal government been paying more attention or less attention to health care in the past year?

Please respond using a 7-pointscale where 1 means much less attention, 7 means much more attention, and the mid-point 4 means about the same amount of attention.

| | |
|-----------------------------|---|
| 1 Much Less Attention..... | 1 |
| | |
| | |
| | |
| 2..... | 2 |
| | |
| | |
| | |
| 3..... | 3 |
| | |
| | |
| | |
| 4 About the same..... | 4 |
| | |
| | |
| | |
| 5..... | 5 |
| | |
| | |
| | |
| 6..... | 6 |
| | |
| | |
| | |
| 7 Much More Attention..... | 7 |
| | |
| | |
| | |
| | |
| Don't know/No response..... | 9 |
| | |
| | |
| | |

Q4

Using the same scale, do you think the federal government should pay more or less attention to health care in the future?

Please respond using a 7-pointscale where 1 means much less attention, 7 means much more attention, and the mid-point 4 means about the same amount of attention.

| | |
|----------------------------|---|
| 1 Much Less Attention..... | 1 |
| | |
| | |
| | |
| 2..... | 2 |
| | |
| | |
| | |
| 3..... | 3 |
| | |
| | |
| | |
| 4 About the same..... | 4 |

.....
.....
.....
5.....5
.....
.....
6.....6
.....
.....
7 Much More Attention.....7
.....
.....
Don't know/No response.....9
.....
.....

Q5

When it comes to protecting and strengthening the health care system, do you think the Government of Canada should play a leading role?

Yes.....1
.....
.....
No.....2
.....
.....
Don't know/No response.....9
.....
.....

Q6A

If... ROT6.EQ.1

Who do you think is most responsible for improving the health care system across Canada? Is it...

The federal government.....1
.....
.....
The provincial and territorial governments under the Council of the Federation. .2
.....
.....
(Do not read) Don't know/No response.....9
.....
.....

Q6B

If... ROT6.EQ.2

Who do you think should be most responsible for improving the health care system across Canada? Is it...

- The federal government..... 1
-
-
- The provincial and territorial governments under the Council of the Federation. .2
-
-
- (Do not read) Don't know/No response.....9
-
-

Q7

Which of the following two statements is closest to your own point of view?

- The federal government has a fairly limited role in the health care system as it primarily funds the system while the provinces deliver health care services..... 1
-
-
- The federal government has an important role to play in the health care system in terms of safeguarding national standards and enforcing the Canada Health Act...2
-
-
- (Do not read) Don't know/No response.....9
- B
-
-

DEMIN [0,0]

These last few questions will be used for statistical purposes only.

QSEX

Please record gender of respondent]

- Male..... 1
-
-
- Female.....2
-
-

QAGEX

In what year were you born?

| | |
|--------------------------------------|---|
| Year-> AQAGEX; N4.0 [1900-1994]..... | 1 |
| | |
| | |
| | |
| Refuse..... | 9 |
| | |
| | |
| | |

QAGEY

If hesitant

If... QAGEX.EQ.9

May we place your age into one of the following general age categories?

| | |
|------------------------|---|
| Under 25..... | 1 |
| | |
| | |
| | |
| 25-34 years..... | 2 |
| | |
| | |
| | |
| 35-44 years..... | 3 |
| | |
| | |
| | |
| 45-54 years..... | 4 |
| | |
| | |
| | |
| 55-64 years..... | 5 |
| | |
| | |
| | |
| 65-74 years..... | 6 |
| | |
| | |
| | |
| 75 years or older..... | 7 |
| | |
| | |
| | |
| Refuse..... | 9 |
| | |
| | |
| | |

RURAL1

Is your primary residence in an area that you consider rural?

| | |
|--------------------------|---|
| Yes..... | 1 |
| | |
| | |
| | |
| No..... | 2 |
| | |
| | |
| | |
| Don't know / Refuse..... | 9 |
| | |
| | |
| | |

LAN

What is the language that you first learned at home in childhood and still understand?

| | |
|---|----|
| English..... | 1 |
| | |
| | |
| | |
| French..... | 2 |
| | |
| | |
| | |
| Other (please specify)-> ALAN; C150 L1 C50..... | 77 |
| | |
| | |
| | |
| Refuse..... | 99 |
| | |
| | |
| | |

EDUC

What is the highest level of schooling that you have completed?

| | |
|--|---|
| Some high school or less..... | 1 |
| | |
| | |
| | |
| High school graduate..... | 2 |
| | |
| | |
| | |
| Some college..... | 3 |
| | |
| | |
| | |
| Community/Technical college or CEGEP graduate..... | 4 |

| | |
|-------------------------------|---|
| | |
| | |
| Private college graduate..... | 5 |
| | |
| | |
| Some university..... | 6 |
| | |
| | |
| Bachelor's degree..... | 7 |
| | |
| | |
| Graduate degree..... | 8 |
| | |
| | |
| Don't know / Refuse..... | 9 |
| | |
| | |

INC20

What is your annual HOUSEHOLD income from all sources before taxes?

| | |
|-------------------------|---|
| Less than \$10,000..... | 1 |
| | |
| | |
| \$10,000-\$19,999..... | 2 |
| | |
| | |
| \$20,000-\$29,999..... | 3 |
| | |
| | |
| \$30,000-\$39,999..... | 4 |
| | |
| | |
| \$40,000-\$49,999..... | 5 |
| | |
| | |
| \$50,000-\$59,999..... | 6 |
| | |
| | |
| \$60,000-\$79,999..... | 7 |

.....
.....
.....
\$80,000-\$99,999.....8
.....
.....
.....
\$100,000-\$119,999.....9
.....
.....
.....
\$120,000 or more.....10
.....
.....
.....
Don't know / Refuse.....99
.....
.....
.....

CNTY

In what country were you born?

| | |
|------------------|---|
| Canada..... | 1 |
| | |
| | |
| | |
| All Other..... | 2 |
| | |
| | |
| | |
| No response..... | 9 |
| | |
| | |
| | |

MINOR [1,3]

Do you consider yourself to belong to any of the following groups?

| | |
|-------------------------------------|---|
| &#NOTEMINOR | |
| A member of a visible minority..... | 1 |
| | |
| | |
| | |
| An Aboriginal person..... | 2 |
| | |
| | |
| | |
| A person with a disability..... | 3 |
| | |
| | |
| | |
| None of the above..... | 8 |
| | X |
| | |
| | |
| No response..... | 9 |
| | X |
| | |
| | |

THNK [0,0]

Thank you very much for taking the time to complete this survey.

PINTRO [0,0]

PHONE INTRO

Bonjour, je m'appelle... et je travaille pour Probit.

Nous menons actuellement un sondage pour recueillir les points de vue de mille Canadiens sur plusieurs sujets importants. En gage de notre reconnaissance, parce que vous aurez participé à ce sondage, nous ajouterons votre nom au tirage mensuel de 1 000 \$ et vous gagnerez 2 \$ de charité. Puis-je vous demander si vous avez au moins dix-huit et si vous avez la résidence permanente au Canada?

PRIV [0,0]

Cet appel peut être enregistré à des fins de contrôle de la qualité ou de formation.

PAIR11 [2,2]

PAIR11 = \$PAIR11 ? \$PAIR11 : &select_random_combination(6,2,0,\$PAIR12)

Amélioration du système de soins de santé..... 1
.....
.....
.....
Amélioration de la capacité de notre défense nationale..... 2
.....
.....
.....
Réduction du taux de criminalité..... 3
.....
.....
.....
Réduction de la dette nationale et du déficit budgétaire..... 4
.....
.....
.....
Réduction du taux d'imposition..... 5
.....
.....
.....
Protection de l'environnement..... 6
.....
.....
.....

PAIR12 [2,2]

PAIR12 = \$PAIR12 ? \$PAIR12 : &select_random_combination(6,2,0,\$PAIR11)

Amélioration du système de soins de santé..... 1
.....
.....
.....
Amélioration de la capacité de notre défense nationale..... 2
.....
.....
.....
Réduction du taux de criminalité..... 3

| | |
|---|---|
| | |
| | |
| | |
| Réduction de la dette nationale et du déficit budgétaire..... | 4 |
| | |
| | |
| Réduction du taux d'imposition..... | 5 |
| | |
| | |
| Protection de l'environnement..... | 6 |
| | |
| | |
| | |

FC11

Laquelle des priorités suivantes devrait être la plus importante pour le gouvernement du Canada?

| | |
|--|----|
| PAIR11.EQ.1Amélioration du système de soins de santé..... | 1 |
| | |
| | |
| PAIR11.EQ.2Amélioration de la capacité de notre défense nationale..... | 2 |
| | |
| | |
| PAIR11.EQ.3Réduction du taux de criminalité..... | 3 |
| | |
| | |
| PAIR11.EQ.4Réduction de la dette nationale et du déficit budgétaire..... | 4 |
| | |
| | |
| PAIR11.EQ.5Réduction du taux d'imposition..... | 5 |
| | |
| | |
| PAIR11.EQ.6Protection de l'environnement..... | 6 |
| | |
| | |
| Je ne sais pas / Refus de répondre..... | 99 |
| | |
| | |

FC12

Laquelle des priorités suivantes devrait être la plus importante pour le gouvernement du Canada?

| | |
|---|---|
| PAIR12.EQ.1Amélioration du système de soins de santé..... | 1 |
|---|---|

.....

.....

.....

PAIR12.EQ.2 Amélioration de la capacité de notre défense nationale.....2

.....

.....

PAIR12.EQ.3 Réduction du taux de criminalité.....3

.....

.....

PAIR12.EQ.4 Réduction de la dette nationale et du déficit budgétaire.....4

.....

.....

PAIR12.EQ.5 Réduction du taux d'imposition.....5

.....

.....

PAIR12.EQ.6 Protection de l'environnement.....6

.....

.....

Je ne sais pas / Refus de répondre.....99

.....

.....

Q2

Quand il est question de protéger et de renforcer le système de soins de santé, diriez-vous que vous avez davantage confiance dans votre gouvernement provincial ou dans le gouvernement du Canada?

Gouvernement provincial.....1

.....

.....

Gouvernement du Canada.....2

.....

.....

Je ne sais pas/Pas de réponse.....9

.....

.....

Q3

D'après vous, le gouvernement fédéral a-t-il accordé plus d'attention ou moins d'attention aux soins de santé dans la dernière année?

Veillez répondre selon une échelle de 7 points où 1 signifie beaucoup moins d'attention, 7, beaucoup plus d'attention et le point milieu, 4, à peu près la même attention.

1 – Beaucoup moins d'attention.....1

.....

.....

.....

| | |
|-------------------------------------|---|
| 2..... | 2 |
| | |
| | |
| | |
| 3..... | 3 |
| | |
| | |
| | |
| 4 À peu près la même attention..... | 4 |
| | |
| | |
| | |
| 5..... | 5 |
| | |
| | |
| | |
| 6..... | 6 |
| | |
| | |
| | |
| 7 – Beaucoup plus d’attention..... | 7 |
| | |
| | |
| | |
| Je ne sais pas/Pas de réponse..... | 9 |
| | |
| | |
| | |

Q4

À l’aide de la même échelle, croyez-vous que le gouvernement fédéral devrait accorder plus d’attention ou moins d’attention aux soins de santé à l’avenir?

Veillez répondre selon une échelle de 7 points où 1 signifie beaucoup moins d’attention, 7, beaucoup plus d’attention et le point milieu, 4, à peu près la même attention.

| | |
|-------------------------------------|---|
| 1 – Beaucoup moins d’attention..... | 1 |
| | |
| | |
| | |
| 2..... | 2 |
| | |
| | |
| | |
| 3..... | 3 |
| | |
| | |
| | |
| 4 À peu près la même attention..... | 4 |
| | |
| | |
| | |
| 5..... | 5 |

| | |
|------------------------------------|---|
| | |
| | |
| | |
| 6..... | 6 |
| | |
| | |
| | |
| 7 – Beaucoup plus d’attention..... | 7 |
| | |
| | |
| Je ne sais pas/Pas de réponse..... | 9 |
| | |
| | |
| | |

Q5

Lorsqu’il est question de la protection et du renforcement du système de soins de santé, croyez-vous que le gouvernement du Canada devrait jouer un rôle de premier plan?

| | |
|------------------------------------|---|
| Oui..... | 1 |
| | |
| | |
| | |
| Non..... | 2 |
| | |
| | |
| | |
| Je ne sais pas/Pas de réponse..... | 9 |
| | |
| | |
| | |

ROT6

ROT6 = \$ROT6 ? \$ROT6 : random_integer(2)

| | |
|--------|---|
| 1..... | 1 |
| | |
| | |
| | |
| 2..... | 2 |
| | |
| | |
| | |

Q6A

If... ROT6.EQ.1

Selon vous, qui est le plus responsable d'améliorer le système de soins de santé de l'ensemble du Canada? Est-ce...

le gouvernement fédéral?.....1

Les gouvernements provinciaux et territoriaux sous le Conseil de la fédération...2

(Ne pas lire) Ne sait pas/Pas de réponse.....9

Q6B

If... ROT6.EQ.2

Selon vous, qui devrait être le plus responsable d'améliorer le système de soins de santé de l'ensemble du Canada? Est-ce...

le gouvernement fédéral?.....1

Les gouvernements provinciaux et territoriaux sous le Conseil de la fédération...2

(Ne pas lire) Ne sait pas/Pas de réponse.....9

Q7

Lequel des deux énoncés suivants correspond le plus à votre point de vue?

Le rôle du gouvernement fédéral est plutôt limité en ce qui a trait au système de soins de santé, car il finance principalement le système alors que les provinces fournissent les services de soins de santé.....1

Le gouvernement fédéral a un rôle important à jouer dans le système de soins de santé, car il doit s'assurer du respect des normes nationales et appliquer la Loi canadienne sur la santé.....2

(Ne pas lire) Ne sait pas/Pas de réponse.....9

B

.....
.....
DEMIN [0,0]

Ces dernières questions ne seront utilisées qu'à des fins statistiques.

QSEX

Please record gender of respondent

Homme..... 1

Femme..... 2

QAGEX

En quelle année êtes-vous né(e)?

Année-> AQAGEX; N4.0 [1900-1994]..... 1

Refus de répondre..... 9

QAGEY

If hesitant

If... QAGEX.EQ.9

Puis-je inscrire votre âge dans l'une des catégories suivante?

Moins de 25 ans..... 1

De 25 à 34 ans..... 2

De 35 à 44 ans..... 3

De 45 à 54 ans..... 4

De 55 à 64 ans..... 5

| | |
|------------------------|---|
| | |
| | |
| | |
| De 65 à 74 ans..... | 6 |
| | |
| | |
| 75 ans ou plus..... | 7 |
| | |
| | |
| Refus de répondre..... | 9 |
| | |
| | |

RURAL1

Est-ce que votre principal lieu de résidence se trouve dans un secteur que vous considérez comme rural?

| | |
|---|---|
| Oui..... | 1 |
| | |
| | |
| Non..... | 2 |
| | |
| | |
| Je ne sais pas / Refus de répondre..... | 9 |
| | |
| | |

LAN

Quelle est la langue que vous avez apprise en premier lieu à la maison dans votre enfance et que vous comprenez encore?

| | |
|--|----|
| Anglais..... | 1 |
| | |
| | |
| Français..... | 2 |
| | |
| | |
| Autre (veuillez préciser)-> ALAN; C150 L1 C50..... | 77 |
| | |
| | |
| Refus de répondre..... | 99 |
| | |
| | |

EDUC

Quel est le plus haut niveau de scolarité que vous avez atteint?

- Études secondaires partielles ou moins.....1
.....
.....
- Diplôme d'études secondaires.....2
.....
.....
- Études collégiales partielles.....3
.....
.....
- Diplôme d'un collège communautaire/technique ou d'un cégep.....4
.....
.....
- Diplôme d'un collège privé.....5
.....
.....
- Études universitaires partielles.....6
.....
.....
- Baccalauréat.....7
.....
.....
- Diplôme d'études supérieures.....8
.....
.....
- Je ne sais pas / Refus de répondre.....9
.....
.....

INC20

Quel est le revenu annuel de votre MÉNAGE, toutes sources confondues, avant impôts?

- Moins de 10 000 \$.....1
.....
.....
- 10 000 \$-19 999 \$.....2
.....
.....
- 20 000 \$-29 999 \$.....3
.....
.....

| | |
|---|----|
| 30 000 \$-39 999 \$..... | 4 |
| | |
| | |
| | |
| 40 000 \$-49 999 \$..... | 5 |
| | |
| | |
| | |
| 50 000 \$-59 999 \$..... | 6 |
| | |
| | |
| | |
| 60 000 \$-79 999 \$..... | 7 |
| | |
| | |
| | |
| 80 000 \$-99 999 \$..... | 8 |
| | |
| | |
| | |
| 100 000 \$-119 999 \$..... | 9 |
| | |
| | |
| | |
| 120 000 \$ ou plus..... | 10 |
| | |
| | |
| | |
| Je ne sais pas / Refus de répondre..... | 99 |
| | |
| | |
| | |

CNTY

Dans quel pays êtes-vous né(e)?

| | |
|----------------------|---|
| Canada..... | 1 |
| | |
| | |
| | |
| Tout autre pays..... | 2 |
| | |
| | |
| | |
| Pas de réponse..... | 9 |
| | |
| | |
| | |

MINOR [1,3]

Considérez-vous que vous appartenez à l'un ou l'autre des groupes suivants?

&#NOTEMINOR

| | |
|------------------------------------|---|
| Membre d'une minorité visible..... | 1 |
| | |
| | |
| | |
| Autochtone..... | 2 |
| | |
| | |
| | |
| Personne handicapée..... | 3 |
| | |
| | |
| | |
| Aucun de ces groupes..... | 8 |
| | X |
| | |
| | |
| Pas de réponse..... | 9 |
| | X |
| | |
| | |

THNK [0,0]

Merci beaucoup d'avoir pris le temps de répondre à notre sondage.