

EKOS Election Polling

1997-Present



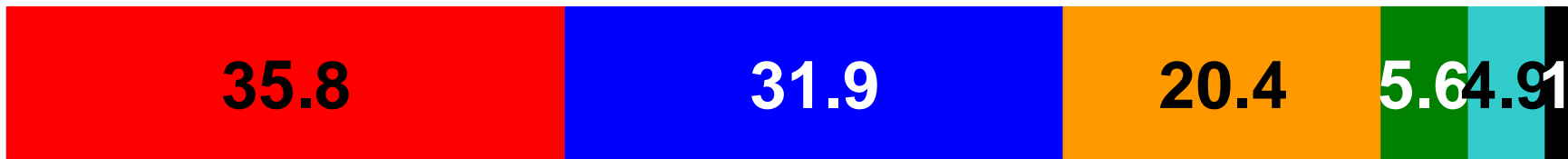
EKOS



- 1) Federal Elections**
- 2) Alberta Elections**
- 3) British Columbia Elections**
- 4) Ontario Elections**
- 5) Quebec Elections**
- 6) Municipal Elections**

2015 Federal Election

Final EKOS Poll



Note: Figures based on decided and leaning voters only

Election Results



■ Liberal ■ Conservative ■ NDP ■ Green ■ Bloc Québécois ■ Other

2011 Federal Election

Final EKOS Poll



Note: Figures based on decided and leaning voters only

Election Results



■ Conservative ■ NDP ■ Liberal ■ Bloc Québécois ■ Green ■ Other

2008 Federal Election

Final EKOS Poll



Note: Figures based on decided and leaning voters only

Election Results



■ Conservative ■ Liberal ■ NDP ■ Bloc Québécois ■ Green

2006 Federal Election

Final EKOS Poll



Note: Figures based on decided and leaning voters only

Election Results



■ Conservative ■ Liberal ■ NDP ■ Bloc Québécois ■ Green

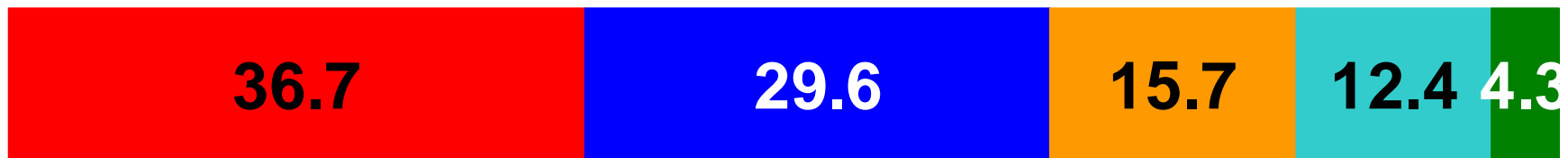
2004 Federal Election

Final EKOS Poll



Note: Figures based on decided and leaning voters only

Election Results



■ Liberal ■ Conservative ■ NDP ■ Bloc Québécois ■ Green

2000 Federal Election

Final EKOS Poll



Note: Figures based on decided and leaning voters only

Election Results



■ Liberal ■ Canadian Alliance ■ PC ■ Bloc Québécois ■ NDP

1997 Federal Election

Final EKOS Poll



Note: Figures based on decided and leaning voters only

Election Results



■ Liberal ■ Reform ■ PC ■ Bloc Québécois ■ NDP



- 1) Federal Elections
- 2) Alberta Elections**
- 3) British Columbia Elections
- 4) Ontario Elections
- 5) Quebec Elections
- 6) Municipal Elections

2015 Alberta Election

Final EKOS Poll



Note: Figures based on decided and leaning voters only

Election Results



■ NDP ■ PC ■ Wildrose ■ Liberal ■ Alberta Party ■ Other



- 1) Federal Elections
- 2) Alberta Elections
- 3) British Columbia Elections**
- 4) Ontario Elections
- 5) Quebec Elections
- 6) Municipal Elections

2013 BC Election

Final EKOS Poll (likely voter model)



Note: Figures based on decided and leaning voters only

Election Results



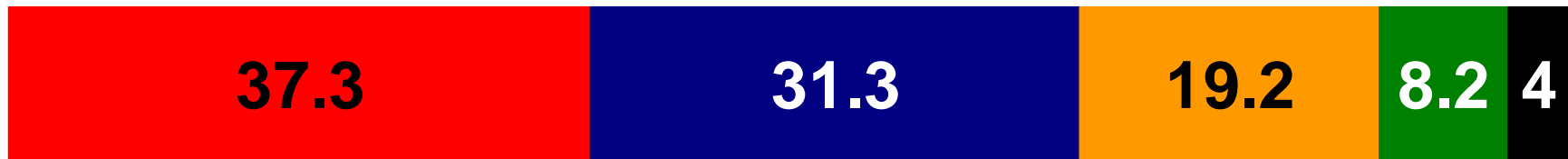
■ Liberal ■ NDP ■ Green ■ Conservative ■ Other



- 1) Federal Elections
- 2) Alberta Elections
- 3) British Columbia Elections
- 4) Ontario Elections**
- 5) Quebec Elections
- 6) Municipal Elections

2014 Ontario Election

Final EKOS Poll



Note: Figures based on decided and leaning voters only

Election Results



■ Liberal ■ PC ■ NDP ■ Green ■ Other

2011 Ontario Election

Final EKOS Poll



Note: Figures based on decided and leaning voters only

Election Results



■ Liberal


■ PC

■ NDP

■ Green

2003 Ontario Election

Final EKOS Poll



Note: Figures based on decided and leaning voters only

Election Results



■ Liberal

■ PC

■ NDP



- 1) Federal Elections
- 2) Alberta Elections
- 3) British Columbia Elections
- 4) Ontario Elections
- 5) Quebec Elections
- 6) Municipal Elections

2014 Quebec Election

Final EKOS Poll



Note: Figures based on decided and leaning voters only

Election Results



■ Liberal ■ Parti Québécois ■ CAQ ■ Québec Solidaire ■ Other

2012 Quebec Election

Final EKOS Poll



Note: Figures based on decided and leaning voters only

Election Results




■ Parti Québécois ■ Liberal ■ CAQ ■ Québec Solidaire ■ Other



- 1) Federal Elections
- 2) Alberta Elections
- 3) British Columbia Elections
- 4) Ontario Elections
- 5) Quebec Elections
- 6) **Municipal Elections**


2010 Toronto Mayoral Election

Final EKOS Poll



Note: Figures based on decided and leaning voters only

Election Results



■ Rob Ford ■ George Smitherman ■ Joe Pantalone ■ Other



For more information:

FRANK GRAVES

EKOS Research Associates

fgraves@ekos.com

(613) 235-7215

Copyright 2017. No reproduction without permission.

ekos.com