

EKOS ELECTION.COM – SEPTEMBER 2008

DAILY TRACKING

NATIONAL PARTIES HOLDING STEADY


[OTTAWA – September 18, 2008] – The EKOS tracking poll shows the national parties holding steady for the moment, though daily shifts suggest there may be a softening of Conservative support and a perceptible growth for the Greens this week.

There is an interesting story regarding voter's level of commitment to their current choices and where they might go in the case of changing their mind. We will follow up with an in depth analysis of this story later this morning.

HIGHLIGHTS






- **Daily national federal vote intention numbers: CPC 38%, Liberal 24%, NDP 18%, Green Party 12%, and the BQ 8%.**

Please note that the methodology and detailed tables of these and other results discussed in this release are provided at the end of this document.

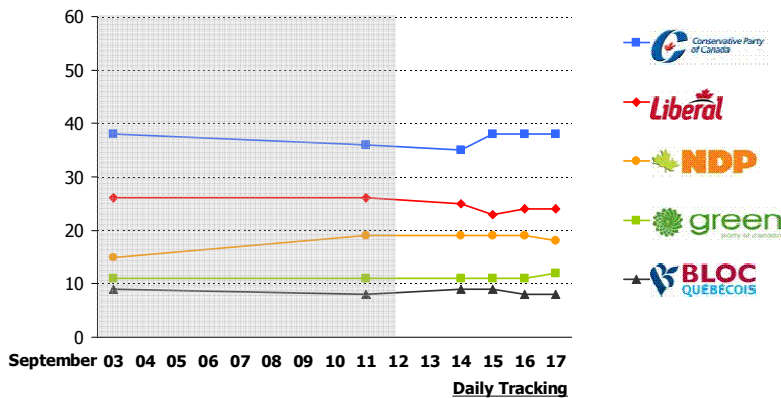



National Federal Vote Intention

Q. If a federal election were held tomorrow, which party would you vote for?

BASE: Decided Voters	CANADA	BC	AB	SK/MB	ON	QC	ATL
n=	3892	842	229	174	1324	1126	197
Margin of error (+/-)=	1.6	3.4	6.5	7.4	2.7	2.9	7.0
	38	39	67	51	38	25	31
	24	22	9	17	29	21	32
	18	22	13	26	19	13	21
	12	17	11	6	14	9	15
	8	0	0	0	0	32	0






Tracking Federal Vote Intention





National Federal Vote Intention

Q. If a federal election were held tomorrow, which party would you vote for?

BASE: Decided Voters	CANADA	Sex		Age				Income		
		M	F	<25	25-44	45-64	65+	<\$40 K	\$40-80K	+\$80 K
n=	3892	1779	2113	252	1255	1594	791	1306	1438	1148
Margin of error=	1.6	2.3	2.1	6.2	2.8	2.3	3.5	2.7	2.6	2.9
	38	42	34	25	36	40	45	35	39	40
	24	22	25	24	21	24	29	22	23	26
	18	15	21	20	19	18	14	18	19	16
	12	13	12	18	15	11	7	14	11	13
	8	7	9	12	10	7	4	10	8	5

Methodology:

EKOS' daily tracking polls are conducted using Interactive Voice Recognition (IVR) technology, which allows respondents to enter their preferences by punching the keypad on their phone, rather than telling them to an operator.

Each weekday evening, a nationally representative sample of approximately 1,000 Canadians, 18 years of age and older is surveyed. The daily tracking number presented in this report is based on a three-day rolling average of surveys collected September 15, 16, and 17.

The margin of error associated with this three-day rolling sample of 3,892 decided voters (including leaning) is +/-1.6 percentage points, 19 times out of 20. Please note that the margin of error increases when the results are sub-divided (i.e., error margins for sub-groups such as region, sex, age, income). All the data have been statistically weighted to ensure the samples composition reflects that of the actual population of Canada according to Census data.