






## ***EKOS SEAT PROJECTION***

[OTTAWA – April 26, 2011] From time to time, EKOS offers seat projections based on its opinion polling. The projections are based on national, regional and, in some cases, sub-regional polling projected onto the results of the last election. They do not pretend to predict individual ridings.

Seat forecast methodologies work pretty well, at least the ones we've been using. We've qualitatively come very close to the actual outcomes in the past four election — including an estimate of 125 seats for the Conservatives in 2006, which was exactly right. So the models work well. But we are into somewhat strange new territory to the degree the models rely on particularly historical provincial trends, there may be a little more noise than usual, but we would stress "a little".

The estimates of individual regions are less reliable particularly in smaller jurisdictions, but the overall national numbers are probably pretty close to what would happen if there was an election based on those numbers.

Some have said, "How could the NDP at 28 points possible get 100 seats?" I would remind those critics that the Liberals received 78 seats with two points less support in the last election. Part of the scepticism is based on an understandable unfamiliarity with an NDP crowding 30 points nationally.

<b><u>Seat projection: April 23-25, 2011</u></b>							
						Other	Total
<b>CANADA</b>	<b>133</b>	<b>64</b>	<b>97</b>	<b>0</b>	<b>13</b>	<b>1</b>	<b>308</b>
Atlantic Canada	12	12	8	0	0	0	32
Quebec	5	5	51	0	13	1	75
Ontario	51	35	20	0	0	0	106
Manitoba	9	1	4	0	0	0	14
Saskatchewan	13	1	0	0	0	0	14
Alberta	27	0	1	0	0	0	28
British Columbia	16	8	12	0	0	0	36
Yukon/NWT/Nunavut	0	2	1	0	0	0	3